

Departemen Antropologi

Departemen Antropologi

Filter by publication year range:2020 to 2024

Overall research performance

Entity: Departemen Antropologi · Within: All subject areas (ASJC) · Year range: 2020 to 2024 · Data source: Scopus, up to 13 Mar 2024

67

Scholarly Output 

80.6% Open Access

13 ▼

Researchers

5.15

Scholarly Output per Researches



224

Citation Count 

3.3

Citations per Publication 

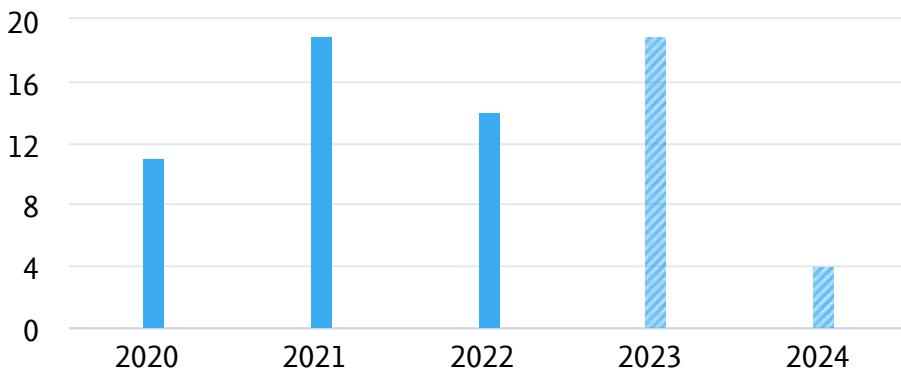
0.77

Field-Weighted Citation Impact



Scholarly Output

Entity: Departemen Antropologi · Within: All subject areas (ASJC) · Year range: 2020 to 2024 · Data source: Scopus, up to 13 Mar 2024



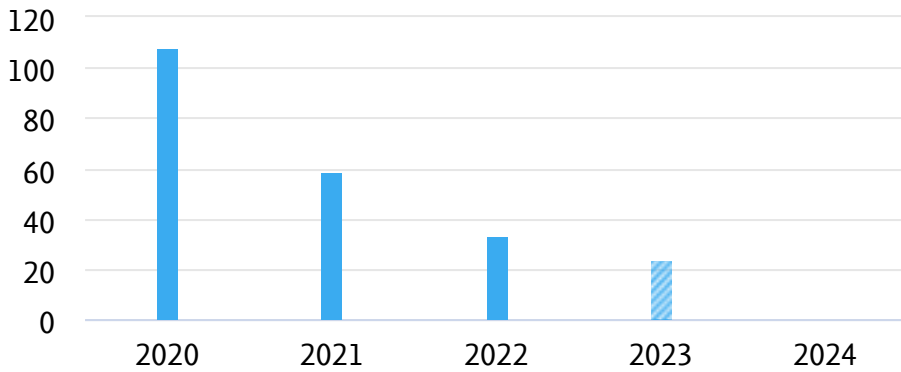
 Incomplete year

67

number of publications by authors
in Departemen Antropologi

Citation Count

Entity: Departemen Antropologi · Within: All subject areas (ASJC) · Year range: 2020 to 2024 · Data source: Scopus, up to 13 Mar 2024



224


number of citations received by publications in Departemen Antropologi

▨ Incomplete year

Outputs in Top 10% Citation Percentiles summary

Entity: Departemen Antropologi · Within: All subject areas (ASJC) · Year range: 2020 to 2024 · Data source: Scopus, up to 13 Mar 2024


Publications in top 10% most cited worldwide (field-weighted)



Publications in Top 10% Journal Percentiles by CiteScore Percentile

Entity: Departemen Antropologi · Within: All subject areas (ASJC) · Year range: 2020 to 2024 · Data source: Scopus, up to 13 Mar 2024

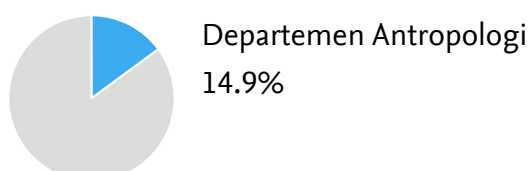
Publications in top 10% journals by CiteScore Percentile



International Collaboration summary

Entity: Departemen Antropologi · Within: All subject areas (ASJC) · Year range: 2020 to 2024 · Data source: Scopus, up to 13 Mar 2024

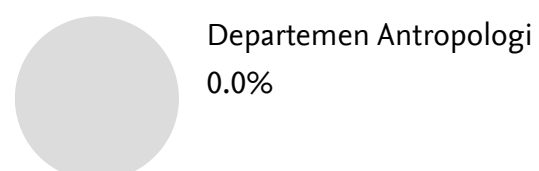
Publications co-authored with researchers in other countries/regions



Academic-Corporate Collaboration summary

Entity: Departemen Antropologi · Within: All subject areas (ASJC) · Year range: 2020 to 2024 · Data source: Scopus, up to 13 Mar 2024

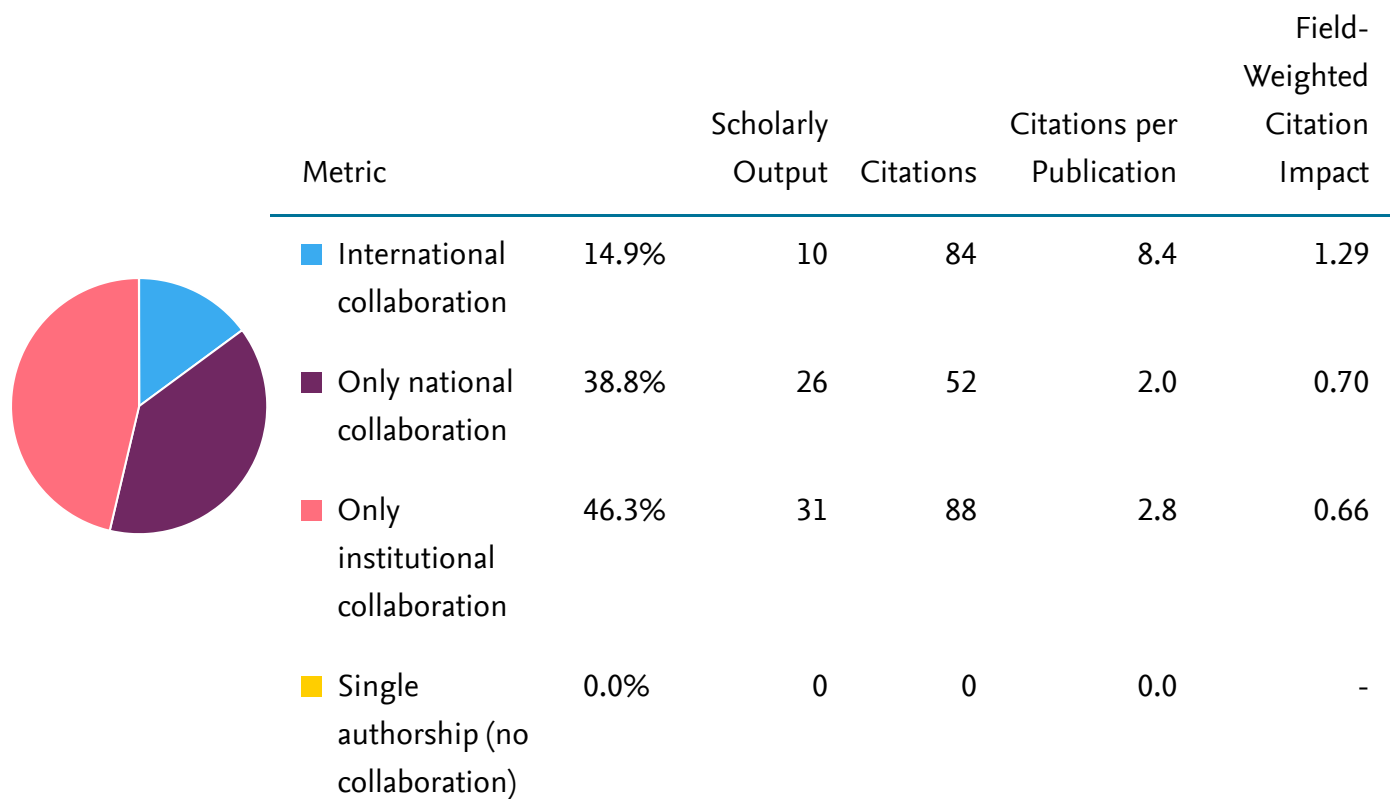
Publications with both academic and corporate affiliations



Collaboration

Entity: Departemen Antropologi · Within: All subject areas (ASJC) · Year range: 2020 to 2024 · Data source: Scopus, up to 13 Mar 2024

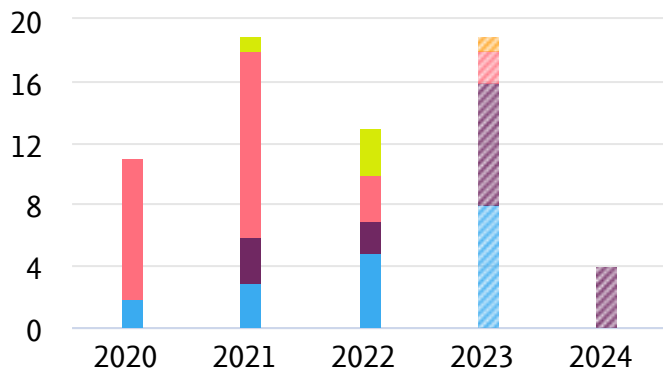
International, national and institutional collaboration by in Departemen Antropologi in the selected year range.



Publications by Journal quartile

Entity: Departemen Antropologi · Within: All subject areas (ASJC) · Year range: 2020 to 2024 · Data source: Scopus, up to 13 Mar 2024

Share of publications per Journal quartile by CiteScore Percentile













▨ Incomplete year

Quartiles	Publications	Publication share (%)
Q1 (top 25%)	18	27.3
Q2 (26% - 50%)	17	25.8
Q3 (51% - 75%)	26	39.4
Q4 (76% - 100%)	5	7.6
Cumulative shares	Publications	Publication share (%)
Q1 to Q2 (top 50%)	35	53.0
Q1 to Q3 (top 75%)	61	92.4

Topics

Entity: Departemen Antropologi · Within: All subject areas (ASJC) · Year range: 2020 to 2024 · Data source: Scopus, up to 13 Mar 2024

Topic	By this Group of Researchers		Worldwide
	Scholarly Output	Field-Weighted Citation Impact	Prominence percentile
Community Supported Agriculture; Urban Agriculture; Local Food Systems T.3195	6	0.54	99.568 
Ethnobotany; Traditional Knowledge; Medicinal Plant T.10553	6	0.41	95.956 
Thraupidae; Brazil; Avifauna T.17673	6	0.65	80.794 
Destination; Ecotourism; Destination Management T.946	3	2.03	99.802 
Community Forestry; Forest Governance; Environmental Protection T.2790	3	0.55	98.075 
Home Gardens; Indonesia; Fruit Trees T.26662	3	2.77	89.432 
Shade Trees; Agroforestry; Coffee T.13041	2	0.69	97.787 
Developing Countries; Waste Collection; Separation at Source T.16910	2	0.06	96.378 
Informal Economy; Eurobarometer; Economic Aspect T.18424	2	0.32	85.998 
Nurses; Civil Defense; Bioterrorism T.19302	2	0.09	94.782 

Researchers

Entity: Departemen Antropologi · Within: All subject areas (ASJC) · Year range: 2020 to 2024 · Data source: Scopus, up to 13 Mar 2024

Name	Scholarly Output	Most recent publication	Citations	<i>h</i> -index
1. Gunawan, Budhi	26	2023	67	11
2. Abdoellah, Oekan Soekotjo	24	2024	111	10
3. Iskandar, Budiawati Supangkat	16	2024	46	10
4. Mulyanto, Dede	11	2023	37	4
5. Herawati, Erna	4	2024	11	2
6. Hermawati, Rina	3	2022	5	3
7. Soemarwoto, Rini	2	2023	5	3
8. Gunawan, Rimbo	2	2024	5	2
9. Suwartapradja, Opan S.	1	2023	4	2
10. Harahap, J.	1	2023	0	1
11. Nurseto, Hardian E.	1	2023	1	1
12. Rajab, Budi	1	2023	1	1
13. Indrawardana, Ira	1	2023	1	1