

Departemen Teknologi Industri Pangan

Departemen Teknologi Industri Pangan

Filter by publication year range: 2020 to 2024

Overall research performance

Entity: Departemen Teknologi Industri Pangan · Within: All subject areas (ASJC) · Year range: 2020 to 2024 ·

Data source: Scopus, up to 13 Mar 2024

252

Scholarly Output 

73.4% Open Access

25 ▼

Researchers

10.08

Scholarly Output per Researches



1,250

Citation Count 

5.0

Citations per Publication 

1.05

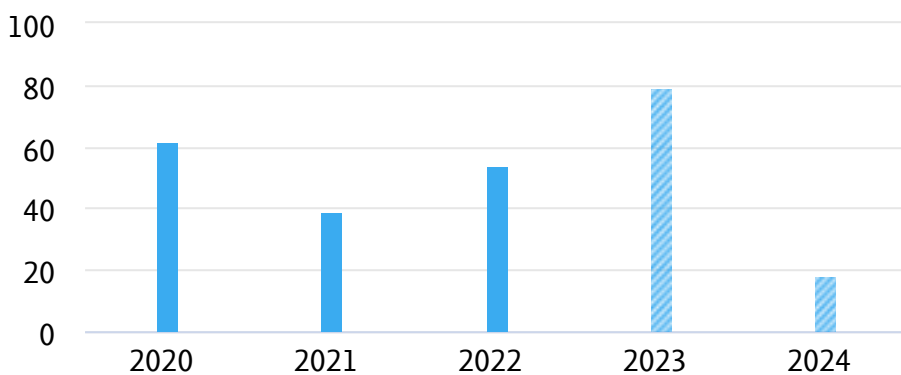
Field-Weighted Citation Impact



Scholarly Output


Entity: Departemen Teknologi Industri Pangan · Within: All subject areas (ASJC) · Year range: 2020 to 2024 ·

Data source: Scopus, up to 13 Mar 2024



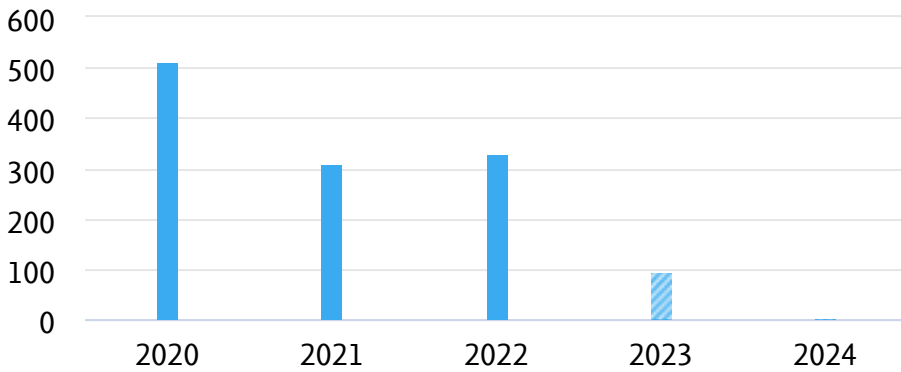
252

number of publications by authors
in Departemen Teknologi Industri
Pangan

 Incomplete year

Citation Count

Entity: Departemen Teknologi Industri Pangan · Within: All subject areas (ASJC) · Year range: 2020 to 2024 · Data source: Scopus, up to 13 Mar 2024



1,250

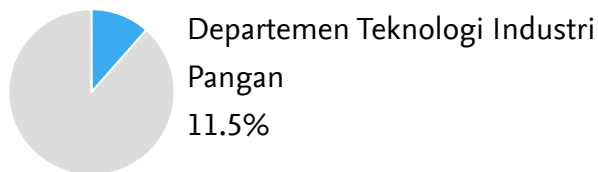
number of citations received by publications in Departemen Teknologi Industri Pangan

▨ Incomplete year

Outputs in Top 10% Citation Percentiles summary

Entity: Departemen Teknologi Industri Pangan · Within: All subject areas (ASJC) · Year range: 2020 to 2024 · Data source: Scopus, up to 13 Mar 2024

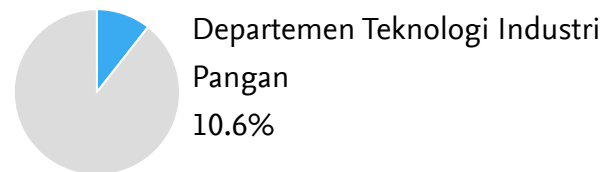
Publications in top 10% most cited worldwide (field-weighted)



Publications in Top 10% Journal Percentiles by CiteScore Percentile

Entity: Departemen Teknologi Industri Pangan · Within: All subject areas (ASJC) · Year range: 2020 to 2024 · Data source: Scopus, up to 13 Mar 2024

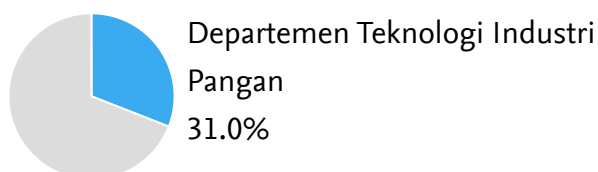
Publications in top 10% journals by CiteScore Percentile



International Collaboration summary

Entity: Departemen Teknologi Industri Pangan · Within: All subject areas (ASJC) · Year range: 2020 to 2024 · Data source: Scopus, up to 13 Mar 2024

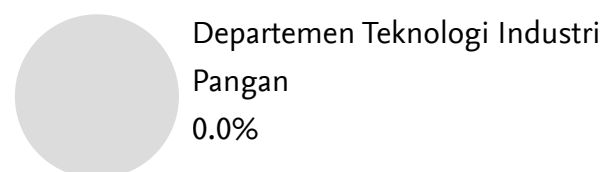
Publications co-authored with researchers in other countries/regions



Academic-Corporate Collaboration summary

Entity: Departemen Teknologi Industri Pangan · Within: All subject areas (ASJC) · Year range: 2020 to 2024 · Data source: Scopus, up to 13 Mar 2024

Publications with both academic and corporate affiliations

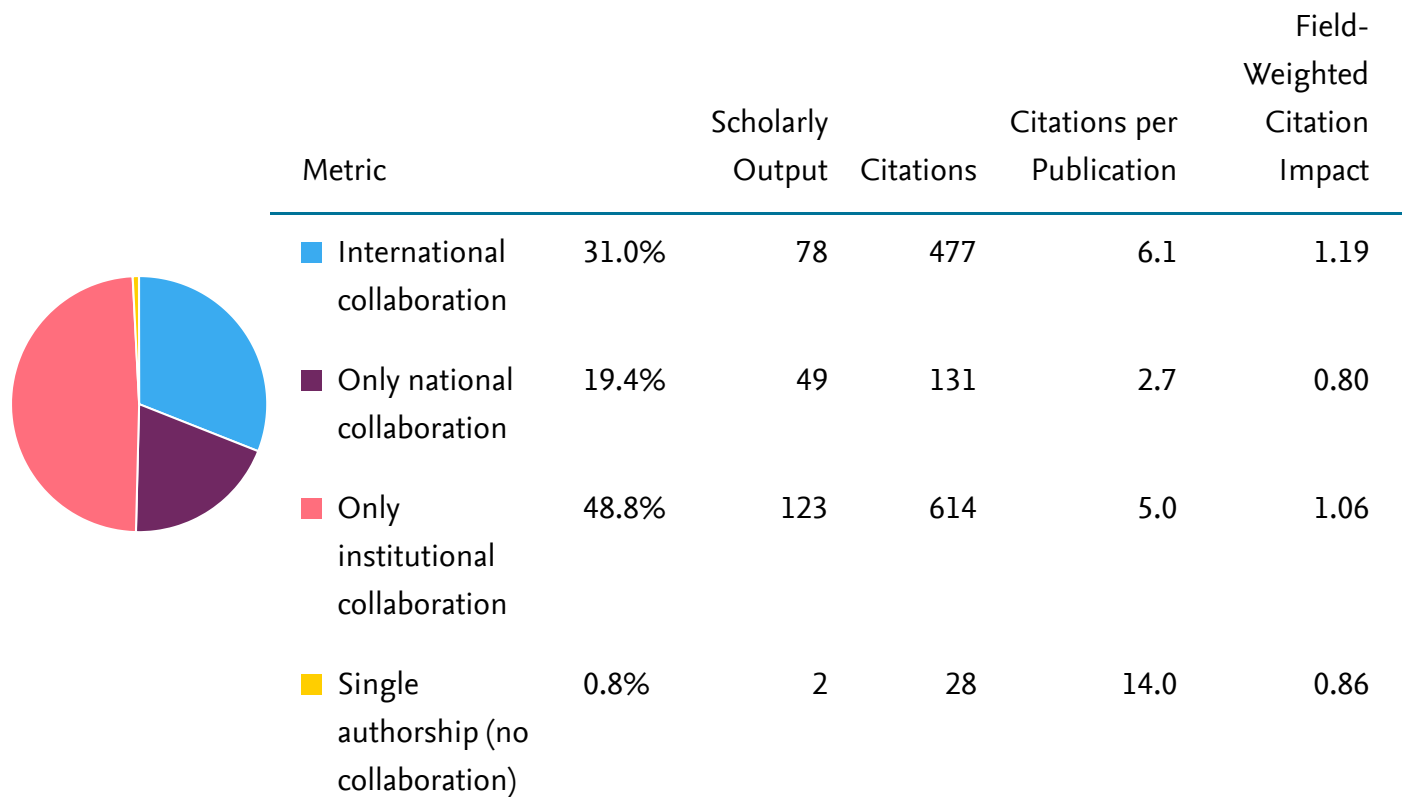


Collaboration

Entity: Departemen Teknologi Industri Pangan · Within: All subject areas (ASJC) · Year range: 2020 to 2024 ·

Data source: Scopus, up to 13 Mar 2024

International, national and institutional collaboration by in Departemen Teknologi Industri Pangan in the selected year range.

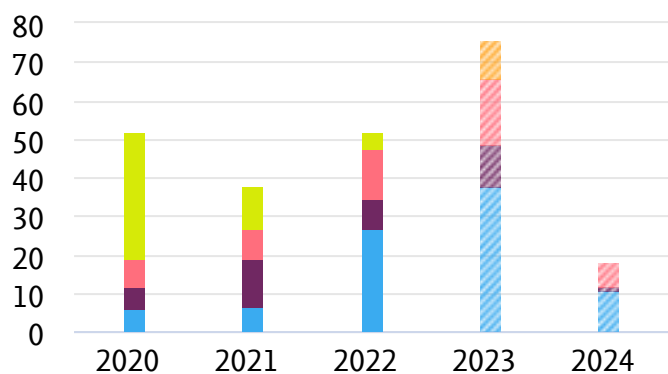


Publications by Journal quartile

Entity: Departemen Teknologi Industri Pangan · Within: All subject areas (ASJC) · Year range: 2020 to 2024 ·

Data source: Scopus, up to 13 Mar 2024

Share of publications per Journal quartile by CiteScore Percentile



▨ Incomplete year

| Quartiles | Publications | Publication share (%) |
|--------------------|--------------|-----------------------|
| ■ Q1 (top 25%) | 89 | 37.7 |
| ■ Q2 (26% - 50%) | 38 | 16.1 |
| ■ Q3 (51% - 75%) | 51 | 21.6 |
| ■ Q4 (76% - 100%) | 58 | 24.6 |
| Cumulative shares | Publications | Publication share (%) |
| Q1 to Q2 (top 50%) | 127 | 53.8 |
| Q1 to Q3 (top 75%) | 178 | 75.4 |

Topics

Entity: Departemen Teknologi Industri Pangan · Within: All subject areas (ASJC) · Year range: 2020 to 2024 ·

Data source: Scopus, up to 13 Mar 2024

| Topic | By this Group of Researchers | | Worldwide |
|--|------------------------------|--------------------------------|-----------------------|
| | Scholarly Output | Field-Weighted Citation Impact | Prominence percentile |
| Retrogradation; Rice Starch; Digestion T.69 | 23 | 1.09 | 99.821 |
| Spray Drying; Powder; Drug Formulations T.4866 | 12 | 0.33 | 99.518 |
| Edible Packaging; Active Food Packaging; Elongation at Break T.394 | 7 | 0.84 | 99.961 |
| Bacteriocins; Characterization; Biopreservatives T.433 | 6 | 1.83 | 98.564 |
| Fermentation; Cacao; Acetobacter Pasteurianus T.17760 | 6 | 0.81 | 96.637 |
| Viability; Bifidobacterium Animalis; Probiotic Agent T.1276 | 5 | 0.27 | 99.610 |
| Malnutrition; Child Nutrition Disorders; Stunting T.3210 | 5 | 0.42 | 99.097 |
| Nanocellulose; Nanocrystal; Nanowhiskers T.348 | 4 | 0.62 | 99.953 |
| Laccase; Coloring Agent; Trametes Versicolor T.613 | 4 | 0.34 | 99.314 |
| Bioactivity; Protein Hydrolysates; Antihypertensive Effect T.1915 | 4 | 1.37 | 99.373 |

Researchers

Entity: Departemen Teknologi Industri Pangan · Within: All subject areas (ASJC) · Year range: 2020 to 2024 ·

Data source: Scopus, up to 13 Mar 2024

| Name | Scholarly Output | Most recent publication | Citations | <i>h</i> -index |
|----------------------------|------------------|-------------------------|-----------|-----------------|
| 1. Utama, Gemilang Lara | 44 | 2024 | 407 | 13 |
| 2. Subroto, Edy | 39 | 2024 | 304 | 10 |
| 3. Djali, Mohamad | 38 | 2024 | 166 | 9 |
| 4. Cahyana, Yana | 35 | 2024 | 222 | 12 |
| 5. Andoyo, Robi | 35 | 2024 | 79 | 8 |
| 6. Nurhadi, Bambang | 35 | 2024 | 127 | 13 |
| 7. Indiarso, Rossi | 34 | 2024 | 238 | 10 |
| 8. Harlina, Putri Widyanti | 30 | 2024 | 99 | 9 |
| 9. Yuliana, Try | 19 | 2024 | 46 | 6 |
| 10. Marta, H. | 18 | 2024 | 130 | 11 |
| 11. Nurhasanah, Siti | 17 | 2024 | 41 | 4 |
| 12. Sukri, N. | 16 | 2023 | 79 | 6 |
| 13. Lembong, Elazmanawati | 15 | 2023 | 56 | 5 |
| 14. Rahimah, Souvia | 13 | 2024 | 42 | 6 |
| 15. Rialita, Tita | 11 | 2024 | 34 | 5 |
| 16. Wulandari, E. | 10 | 2023 | 22 | 3 |
| 17. Fetriyuna, Fetriyuna | 10 | 2024 | 5 | 2 |
| 18. Mahani | 9 | 2023 | 18 | 4 |
| 19. Pangawikan, Aldila Din | 8 | 2023 | 23 | 3 |

Researchers

| Name | Scholarly Output | Most recent publication | Citations | <i>h</i> -index |
|--------------------------|------------------|-------------------------|-----------|-----------------|
| 20. Filianty, Fitry | 7 | 2024 | 24 | 3 |
| 21. Huda, Syamsul | 7 | 2023 | 23 | 3 |
| 22. Kayaputri, I. L. | 5 | 2022 | 26 | 4 |
| 23. Sumanti, Debby Moody | 5 | 2023 | 0 | 1 |
| 24. Kurniati, Dian | 4 | 2023 | 14 | 3 |
| 25. Hanidah, In In | 3 | 2023 | 1 | 3 |