

Departemen Psikologi

Departemen Psikologi Filter by publication year range:2020 to 2024

Overall research performance

Entity: Departemen Psikologi · Within: All subject areas (ASJC) · Year range: 2020 to 2024 · Data source: Scopus, up to 13 Mar 2024

170

Scholarly Output 

71.8% Open Access

35 ▼

Researchers

4.85

Scholarly Output per Researches



507

Citation Count 

3.0

Citations per Publication 

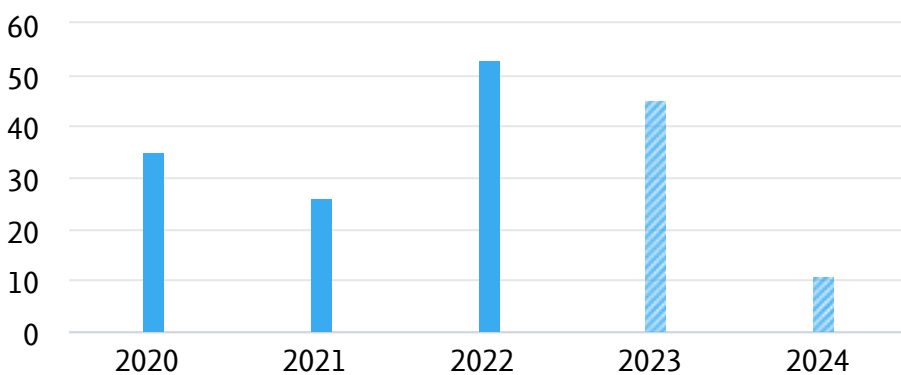
0.81


Field-Weighted Citation Impact



Scholarly Output

Entity: Departemen Psikologi · Within: All subject areas (ASJC) · Year range: 2020 to 2024 · Data source: Scopus, up to 13 Mar 2024



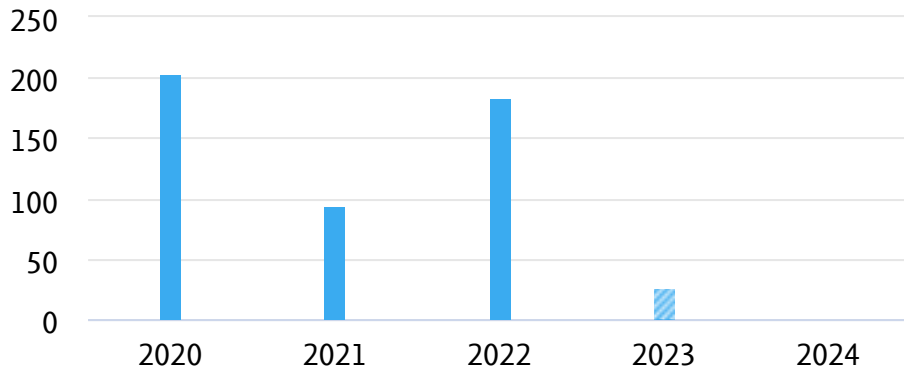
 Incomplete year

170

number of publications by authors
in Departemen Psikologi

Citation Count

Entity: Departemen Psikologi · Within: All subject areas (ASJC) · Year range: 2020 to 2024 · Data source: Scopus, up to 13 Mar 2024



507

number of citations received by publications in Departemen Psikologi

▨ Incomplete year

Outputs in Top 10% Citation Percentiles summary

Entity: Departemen Psikologi · Within: All subject areas (ASJC) · Year range: 2020 to 2024 · Data source: Scopus, up to 13 Mar 2024

Publications in top 10% most cited worldwide (field-weighted)



Departemen Psikologi
7.6%

Publications in Top 10% Journal Percentiles by CiteScore Percentile

Entity: Departemen Psikologi · Within: All subject areas (ASJC) · Year range: 2020 to 2024 · Data source: Scopus, up to 13 Mar 2024

Publications in top 10% journals by CiteScore Percentile



Departemen Psikologi
11.5%

International Collaboration summary

Entity: Departemen Psikologi · Within: All subject areas (ASJC) · Year range: 2020 to 2024 · Data source: Scopus, up to 13 Mar 2024

Publications co-authored with researchers in other countries/regions



Departemen Psikologi
34.1%

Academic-Corporate Collaboration summary

Entity: Departemen Psikologi · Within: All subject areas (ASJC) · Year range: 2020 to 2024 · Data source: Scopus, up to 13 Mar 2024

Publications with both academic and corporate affiliations

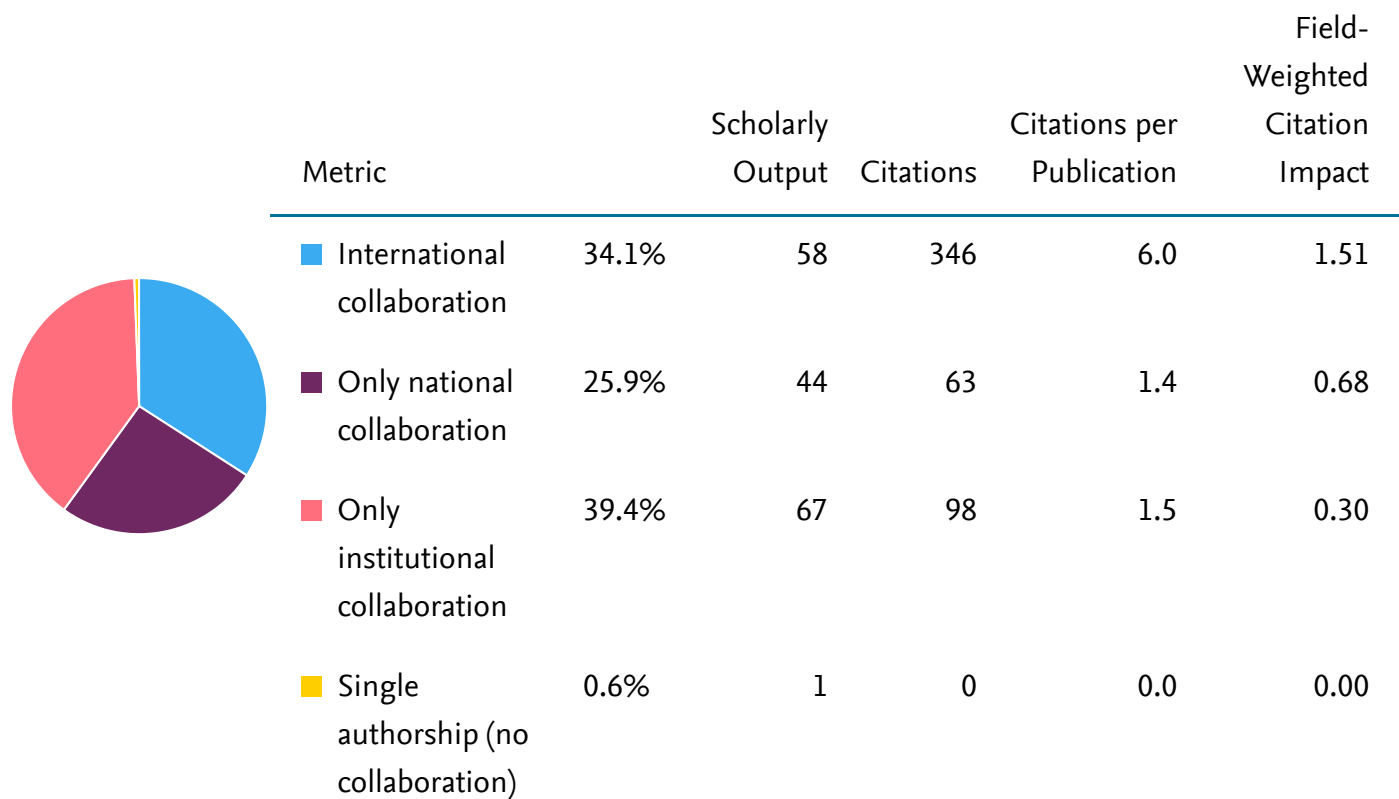


Departemen Psikologi
0.0%

Collaboration

Entity: Departemen Psikologi · Within: All subject areas (ASJC) · Year range: 2020 to 2024 · Data source: Scopus, up to 13 Mar 2024

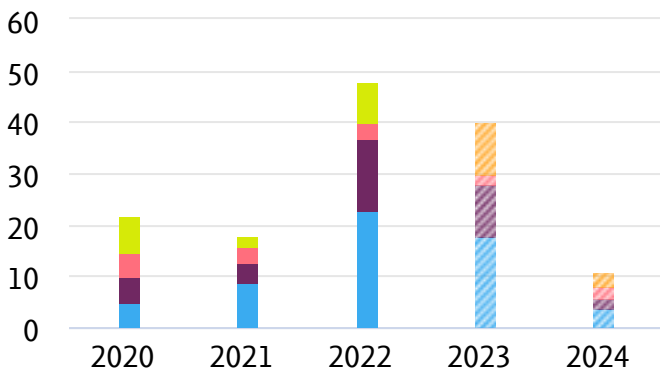
International, national and institutional collaboration by in Departemen Psikologi in the selected year range.



Publications by Journal quartile

Entity: Departemen Psikologi · Within: All subject areas (ASJC) · Year range: 2020 to 2024 · Data source: Scopus, up to 13 Mar 2024

Share of publications per Journal quartile by CiteScore Percentile













▨ Incomplete year

Quartiles	Publications	Publication share (%)
Q1 (top 25%)	59	42.4
Q2 (26% - 50%)	35	25.2
Q3 (51% - 75%)	15	10.8
Q4 (76% - 100%)	30	21.6
Cumulative shares	Publications	Publication share (%)
Q1 to Q2 (top 50%)	94	67.6
Q1 to Q3 (top 75%)	109	78.4

Topics

Entity: Departemen Psikologi · Within: All subject areas (ASJC) · Year range: 2020 to 2024 · Data source: Scopus, up to 13 Mar 2024

Topic	By this Group of Researchers		Worldwide
	Scholarly Output	Field-Weighted Citation Impact	Prominence percentile
SF-6d; Delphi Method; Time Trade-Off T.2580	16	1.10	97.400 
Psychological Support; Mindfulness; COVID-19 T.1101540	7	1.33	99.997 
Need Satisfaction; Self-Determination Theory; Physical Education T.1165	5	1.38	99.561 
Mindfulness Meditation; Mindfulness; Inner Experience T.411	3	0.00	99.814 
Young Adult; Multidrug Resistant Tuberculosis; Directly Observed Therapy T.1045	3	0.78	97.651 
Didactics; Mathematics Education; Computer Algebra System T.3788	3	0.38	95.591 
Religiosity; Substance Use; Spirituality T.18823	3	2.05	75.958 
Happiness; Eudaimonia; Psychological Well-Being T.19954	3	0.12	97.066 
Entrepreneurial Intention; Effectuation; Entrepreneurship T.176	2	0.14	99.904 
Caries; Dental Caries; Mouth Hygiene T.758	2	0.00	98.430 

Researchers

Entity: Departemen Psikologi · Within: All subject areas (ASJC) · Year range: 2020 to 2024 · Data source: Scopus, up to 13 Mar 2024

Name	Scholarly Output	Most recent publication	Citations	<i>h</i> -index
1. Purba, Fredrick Dermawan	32	2024	147	12
2. Iskandarsyah, Aulia	22	2023	64	11
3. Susanto, Hery	17	2024	13	3
4. Abidin, Fitri Ariyanti	17	2024	22	3
5. Purwono, Urip	15	2023	25	12
6. Fitriana, Efi	13	2024	15	2
7. Hinduan, Zahrotur R.	11	2024	22	4
8. Novita, Shally	11	2024	24	4
9. Agustiani, Hendriati	11	2024	4	4
10. Srisayekti, Wilis	10	2023	17	3
11. Kadiyono, Anissa Lestari	9	2023	110	5
12. Harding, Diana	9	2022	25	3
13. Jatnika, Ratna	9	2024	2	1
14. Yudiana, Whisnu	7	2023	36	3
15. Wedyaswari, Miryam	7	2023	2	1
16. Setyowibowo, Hari	6	2024	28	4
17. Cahyadi, Surya	6	2023	3	2
18. Sulastiana, Marina	5	2024	1	1
19. Nugraha, Yus	5	2024	9	2

Researchers

Name	Scholarly Output	Most recent publication	Citations	<i>h</i> -index
20. Lubis, Fitriani Yustikasari	5	2024	3	1
21. Kumalasari, Asteria Devy	4	2023	20	2
22. Wijayanti, Puspita Adhi Kusuma	4	2023	1	1
23. Kustimah, Kustimah	4	2024	4	2
24. Sulistiobudi, Rezki Ashriyana	4	2023	35	2
25. Qodariah, Laila	4	2023	1	1
26. Ninin, Retno Hanggarani	3	2022	18	2
27. Noer, Afra Hafny	3	2022	17	1
28. Witriani, Witriani	2	2020	22	2
29. Hanami, Yuliana	2	2023	4	1
30. Triwahyuni, Airin	1	2023	0	2
31. Kendhawati, Lenny	1	2021	17	3
32. Abidin, Zainal	1	2021	0	0
33. Yanuarti, Nurul	1	2021	0	0
34. Moeliono, Marina	1	2022	3	1
35. Andriani, Dhini	1	2022	7	1