

Departemen Geofisika

Departemen Geofisika Filter by publication year range:2020 to 2024

Overall research performance

Entity: Departemen Geofisika · Within: All subject areas (ASJC) · Year range: 2020 to 2024 · Data source: Scopus, up to 13 Mar 2024

61

Scholarly Output 

57.4% Open Access

11 

Researchers

5.45

Scholarly Output per Researches



147

Citation Count 

2.4

Citations per Publication 

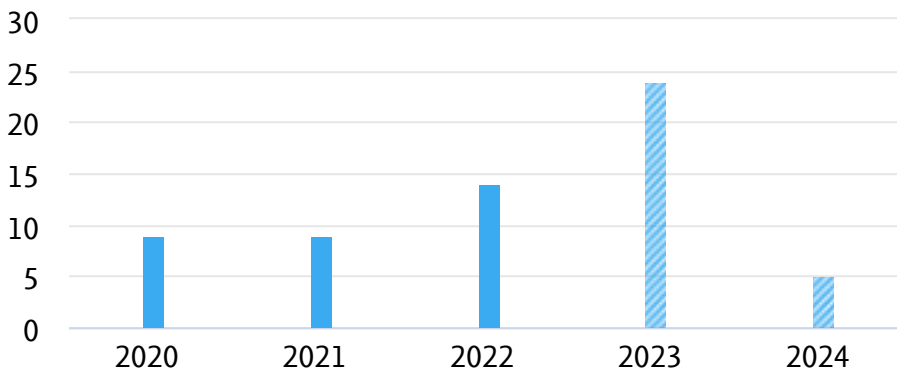
0.67

Field-Weighted Citation Impact



Scholarly Output

Entity: Departemen Geofisika · Within: All subject areas (ASJC) · Year range: 2020 to 2024 · Data source: Scopus, up to 13 Mar 2024



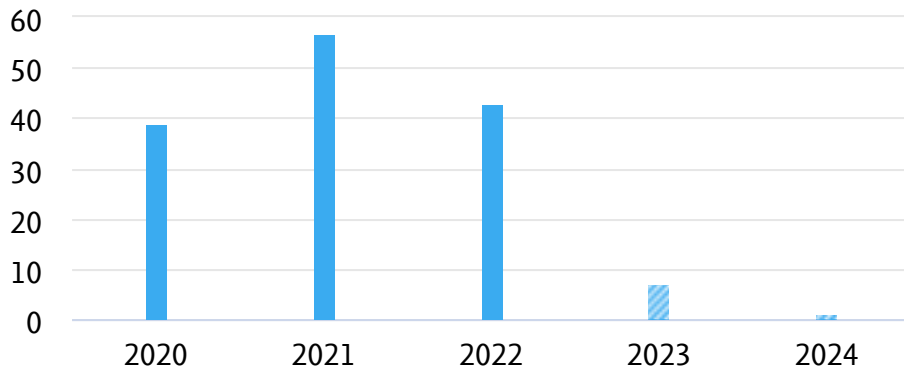
61

number of publications by authors in Departemen Geofisika

 Incomplete year

Citation Count

Entity: Departemen Geofisika · Within: All subject areas (ASJC) · Year range: 2020 to 2024 · Data source: Scopus, up to 13 Mar 2024



147

number of citations received by publications in Departemen Geofisika

▨ Incomplete year

Outputs in Top 10% Citation Percentiles summary

Entity: Departemen Geofisika · Within: All subject areas (ASJC) · Year range: 2020 to 2024 · Data source: Scopus, up to 13 Mar 2024

Publications in top 10% most cited worldwide (field-weighted)



Departemen Geofisika
4.9%

Publications in Top 10% Journal Percentiles by CiteScore Percentile

Entity: Departemen Geofisika · Within: All subject areas (ASJC) · Year range: 2020 to 2024 · Data source: Scopus, up to 13 Mar 2024

Publications in top 10% journals by CiteScore Percentile



Departemen Geofisika
6.7%

International Collaboration summary

Entity: Departemen Geofisika · Within: All subject areas (ASJC) · Year range: 2020 to 2024 · Data source: Scopus, up to 13 Mar 2024

Publications co-authored with researchers in other countries/regions



Departemen Geofisika
19.7%

Academic-Corporate Collaboration summary

Entity: Departemen Geofisika · Within: All subject areas (ASJC) · Year range: 2020 to 2024 · Data source: Scopus, up to 13 Mar 2024

Publications with both academic and corporate affiliations

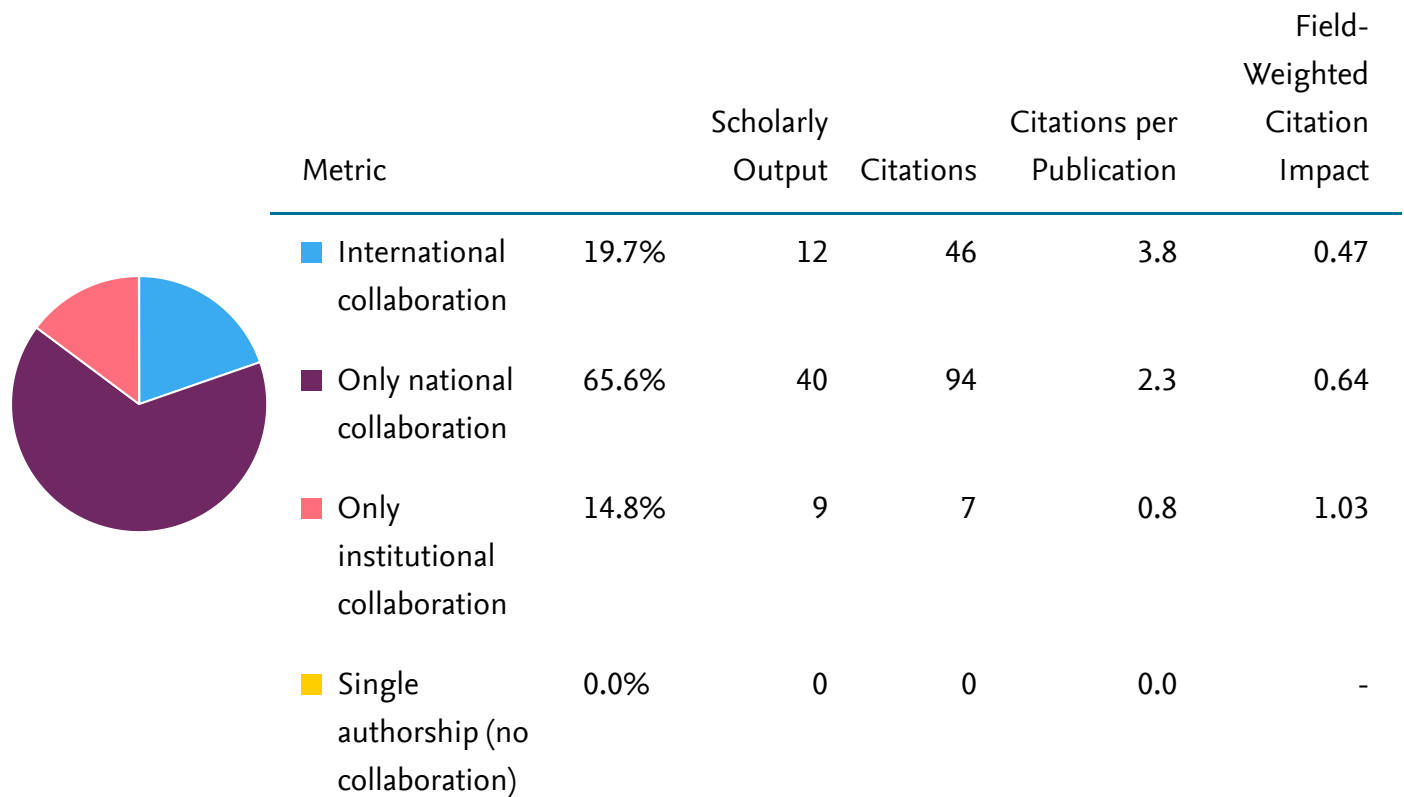


Departemen Geofisika
0.0%

Collaboration

Entity: Departemen Geofisika · Within: All subject areas (ASJC) · Year range: 2020 to 2024 · Data source: Scopus, up to 13 Mar 2024

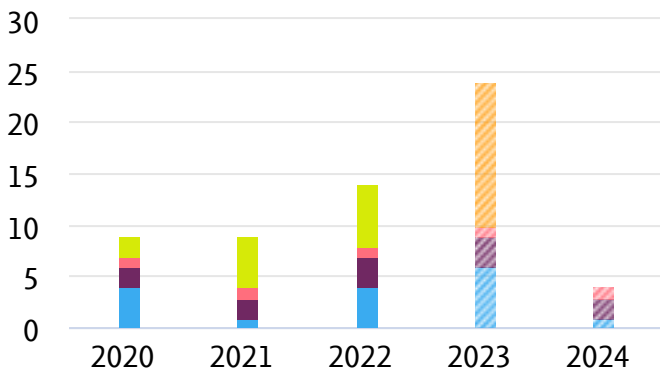
International, national and institutional collaboration by in Departemen Geofisika in the selected year range.



Publications by Journal quartile

Entity: Departemen Geofisika · Within: All subject areas (ASJC) · Year range: 2020 to 2024 · Data source: Scopus, up to 13 Mar 2024

Share of publications per Journal quartile by CiteScore Percentile













▨ Incomplete year

Quartiles	Publications	Publication share (%)
Q1 (top 25%)	16	26.7
Q2 (26% - 50%)	12	20.0
Q3 (51% - 75%)	5	8.3
Q4 (76% - 100%)	27	45.0
Cumulative shares	Publications	Publication share (%)
Q1 to Q2 (top 50%)	28	46.7
Q1 to Q3 (top 75%)	33	55.0

Topics

Entity: Departemen Geofisika · Within: All subject areas (ASJC) · Year range: 2020 to 2024 · Data source: Scopus, up to 13 Mar 2024

Topic	By this Group of Researchers		Worldwide
	Scholarly Output	Field-Weighted Citation Impact	Prominence percentile
Remanent Magnetization; Heavy Metal; Topsoil T.14569	8	0.76	87.986 
Planet; Gravitational Instability; Chondrule T.24157	6	0.49	90.477 
Magnetism; 4-Vinylpyridine; Solid Phase Extraction T.15	3	2.43	99.799 
Heat Islands; Land Surface Temperature; Land Cover T.2433	2	4.62	99.809 
Inversion; Asthenosphere; Olivine T.3887	2	0.29	90.046 
Crater Lake; Volcanic Eruptions; Hydrothermal Systems T.29894	2	0.00	74.627 
Robot; Grid Maps; Mobile Robots T.211	1	0.42	97.967 
Foot-And-Mouth Disease Virus; Animals; Neutralization Tests T.726	1	1.66	93.567 
Paleomagnetism; Geomagnetic Field; Brunhes Chron T.827	1	0.00	92.691 
Landsat; Land Cover; Remote Sensing T.1780	1	0.00	99.835 

Researchers

Entity: Departemen Geofisika · Within: All subject areas (ASJC) · Year range: 2020 to 2024 · Data source: Scopus, up to 13 Mar 2024

Name	Scholarly Output	Most recent publication	Citations	<i>h</i> -index
1. Rosandi, Yudi	21	2024	98	11
2. Kirana, Kartika Hajar	17	2024	19	5
3. Fitriani, Dini	16	2024	17	4
4. Agustine, Eleonora	12	2024	9	4
5. Dharmawan, Irwan Ary	5	2023	5	4
6. Harja, Asep	4	2024	12	2
7. Supriyana, Eddy	3	2023	2	2
8. Hasanah, Mia Uswatun	2	2023	0	2
9. Susanto, K.	2	2024	0	1
10. Mohammad, Imran Hilman	1	2023	0	2
11. Susilawati, Anggie	1	2023	1	1