

Departemen Periodonti

Departemen Periodonti Filter by publication year range:2020 to 2024

Overall research performance

Entity: Departemen Periodonti · Within: All subject areas (ASJC) · Year range: 2020 to 2024 · Data source: Scopus, up to 13 Mar 2024

63

Scholarly Output 

38.1% Open Access

11 ▼

Researchers

5.72

Scholarly Output per Researches



87

Citation Count 

1.4

Citations per Publication 

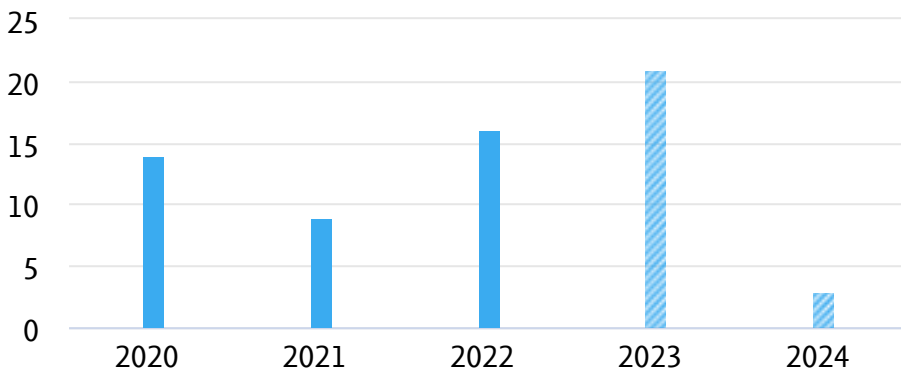
0.48

Field-Weighted Citation Impact



Scholarly Output

Entity: Departemen Periodonti · Within: All subject areas (ASJC) · Year range: 2020 to 2024 · Data source: Scopus, up to 13 Mar 2024



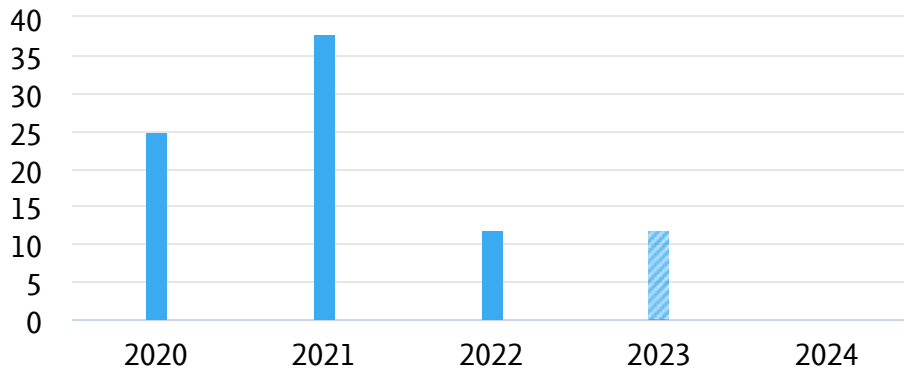
 Incomplete year

63

number of publications by authors in Departemen Periodonti

Citation Count

Entity: Departemen Periodonti · Within: All subject areas (ASJC) · Year range: 2020 to 2024 · Data source: Scopus, up to 13 Mar 2024



87

number of citations received by publications in Departemen Periodonti

▨ Incomplete year

Outputs in Top 10% Citation Percentiles summary

Entity: Departemen Periodonti · Within: All subject areas (ASJC) · Year range: 2020 to 2024 · Data source: Scopus, up to 13 Mar 2024

Publications in top 10% most cited worldwide (field-weighted)

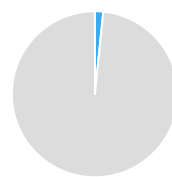


Departemen Periodonti
3.2%

Publications in Top 10% Journal Percentiles by CiteScore Percentile

Entity: Departemen Periodonti · Within: All subject areas (ASJC) · Year range: 2020 to 2024 · Data source: Scopus, up to 13 Mar 2024

Publications in top 10% journals by CiteScore Percentile

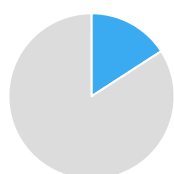


Departemen Periodonti
1.6%

International Collaboration summary

Entity: Departemen Periodonti · Within: All subject areas (ASJC) · Year range: 2020 to 2024 · Data source: Scopus, up to 13 Mar 2024

Publications co-authored with researchers in other countries/regions



Departemen Periodonti
15.9%

Academic-Corporate Collaboration summary

Entity: Departemen Periodonti · Within: All subject areas (ASJC) · Year range: 2020 to 2024 · Data source: Scopus, up to 13 Mar 2024

Publications with both academic and corporate affiliations

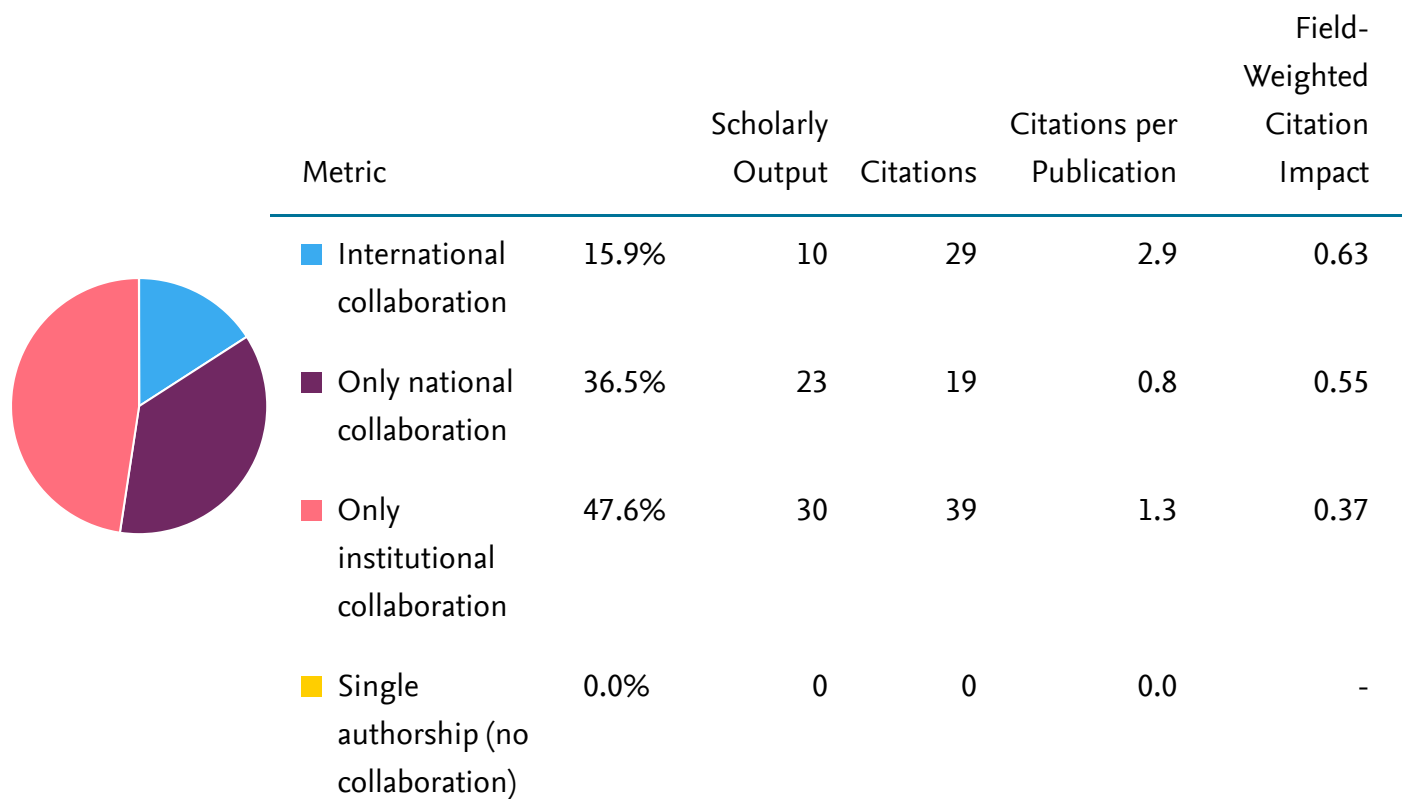


Departemen Periodonti
0.0%

Collaboration

Entity: Departemen Periodonti · Within: All subject areas (ASJC) · Year range: 2020 to 2024 · Data source: Scopus, up to 13 Mar 2024

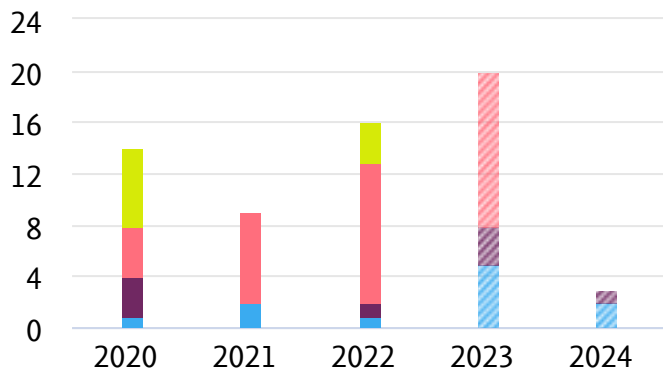
International, national and institutional collaboration by in Departemen Periodonti in the selected year range.



Publications by Journal quartile

Entity: Departemen Periodonti · Within: All subject areas (ASJC) · Year range: 2020 to 2024 · Data source: Scopus, up to 13 Mar 2024

Share of publications per Journal quartile by CiteScore Percentile



▨ Incomplete year

Quartiles	Publications	Publication share (%)
■ Q1 (top 25%)	11	17.7
■ Q2 (26% - 50%)	8	12.9
■ Q3 (51% - 75%)	34	54.8
■ Q4 (76% - 100%)	9	14.5
Cumulative shares	Publications	Publication share (%)
Q1 to Q2 (top 50%)	19	30.6
Q1 to Q3 (top 75%)	53	85.5

Topics

Entity: Departemen Periodonti · Within: All subject areas (ASJC) · Year range: 2020 to 2024 · Data source: Scopus, up to 13 Mar 2024

Topic	By this Group of Researchers		Worldwide
	Scholarly Output	Field-Weighted Citation Impact	Prominence percentile
Root Planing; Chronic Periodontitis; Anti-Bacterial Agents T.2709	5	0.30	93.781
Vaping; Electronic Nicotine Delivery Systems; Tobacco T.3890	4	0.32	99.747
Gingival Crevicular Fluid; Neutrophil Collagenase; Biomarkers T.8085	4	0.40	89.873
Dental Prostheses; Finite Element Analysis; Fixed Partial Denture T.2091	3	0.00	96.077
Defects; Furcation Defects; Guided Tissue Regeneration T.2098	3	1.27	92.244
Periodontitis; Tooth Loss; Oral Health T.6028	2	0.18	96.819
Stem Cells; Tooth Cementum; Dental Sac T.6044	2	0.69	95.455
Disaster Victims; Forensic Odontology; Forensic Dentistry T.10371	2	0.31	86.487
Age Estimation; Third Molar; Teeth T.10646	2	0.00	89.827
Periodontal Index; Nonsmoker; Smoking T.13799	2	0.78	84.954

Researchers

Entity: Departemen Periodonti · Within: All subject areas (ASJC) · Year range: 2020 to 2024 · Data source: Scopus, up to 13 Mar 2024

Name	Scholarly Output	Most recent publication	Citations	<i>h</i> -index
1. Amaliya, Amaliya	29	2024	55	8
2. Susanto, Agus	21	2023	32	6
3. Hendiani, Ina	17	2023	24	3
4. Komara, Ira	13	2023	23	3
5. Miranda, Aldilla	11	2023	15	2
6. Sopiadin, Siti	8	2023	10	2
7. Carolina, Dyah Nindita	7	2023	17	2
8. Pribadi, Indra Mustika	7	2023	11	1
9. Metta, Prajna	6	2023	2	1
10. Rusyanti, Yanti	4	2022	5	2
11. Garna, Devy F.	2	2022	9	2