

# Departemen Administrasi Bisnis

Departemen Administrasi Bisnis

Filter by publication year range: 2020 to 2024

## Overall research performance

Entity: Departemen Administrasi Bisnis · Within: All subject areas (ASJC) · Year range: 2020 to 2024 · Data source: Scopus, up to 13 Mar 2024

103

Scholarly Output 

51.5% Open Access

29 ▼

Researchers

3.55

Scholarly Output per Researches



239

Citation Count 

2.3

Citations per Publication 

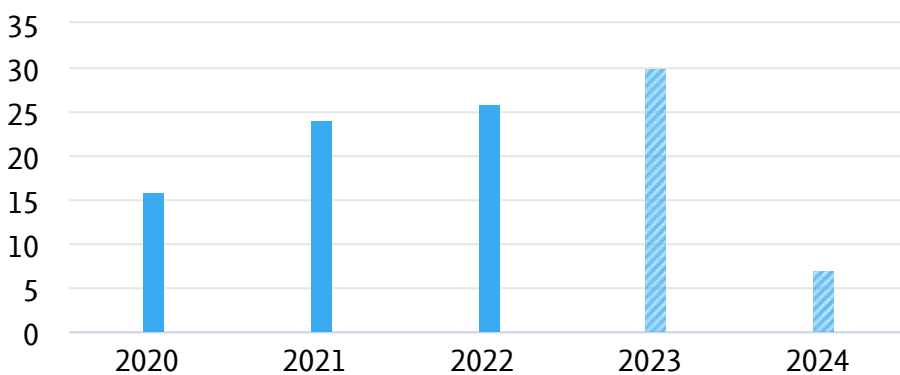
0.57

Field-Weighted Citation Impact



## Scholarly Output

Entity: Departemen Administrasi Bisnis · Within: All subject areas (ASJC) · Year range: 2020 to 2024 · Data source: Scopus, up to 13 Mar 2024



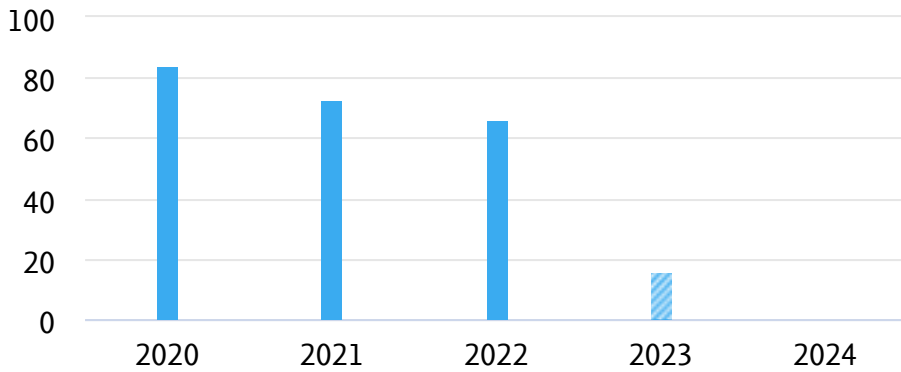
 Incomplete year

103

number of publications by authors  
in Departemen Administrasi Bisnis

## Citation Count

Entity: Departemen Administrasi Bisnis · Within: All subject areas (ASJC) · Year range: 2020 to 2024 · Data source: Scopus, up to 13 Mar 2024



# 239

number of citations received by publications in Departemen Administrasi Bisnis

▨ Incomplete year

## Outputs in Top 10% Citation Percentiles summary

Entity: Departemen Administrasi Bisnis · Within: All subject areas (ASJC) · Year range: 2020 to 2024 · Data source: Scopus, up to 13 Mar 2024

### Publications in top 10% most cited worldwide (field-weighted)



Departemen Administrasi Bisnis  
5.8%

## Publications in Top 10% Journal Percentiles by CiteScore Percentile

Entity: Departemen Administrasi Bisnis · Within: All subject areas (ASJC) · Year range: 2020 to 2024 · Data source: Scopus, up to 13 Mar 2024

### Publications in top 10% journals by CiteScore Percentile

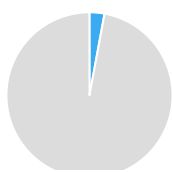


Departemen Administrasi Bisnis  
4.5%

## International Collaboration summary

Entity: Departemen Administrasi Bisnis · Within: All subject areas (ASJC) · Year range: 2020 to 2024 · Data source: Scopus, up to 13 Mar 2024

### Publications co-authored with researchers in other countries/regions



Departemen Administrasi Bisnis  
2.9%

## Academic-Corporate Collaboration summary

Entity: Departemen Administrasi Bisnis · Within: All subject areas (ASJC) · Year range: 2020 to 2024 · Data source: Scopus, up to 13 Mar 2024

### Publications with both academic and corporate affiliations

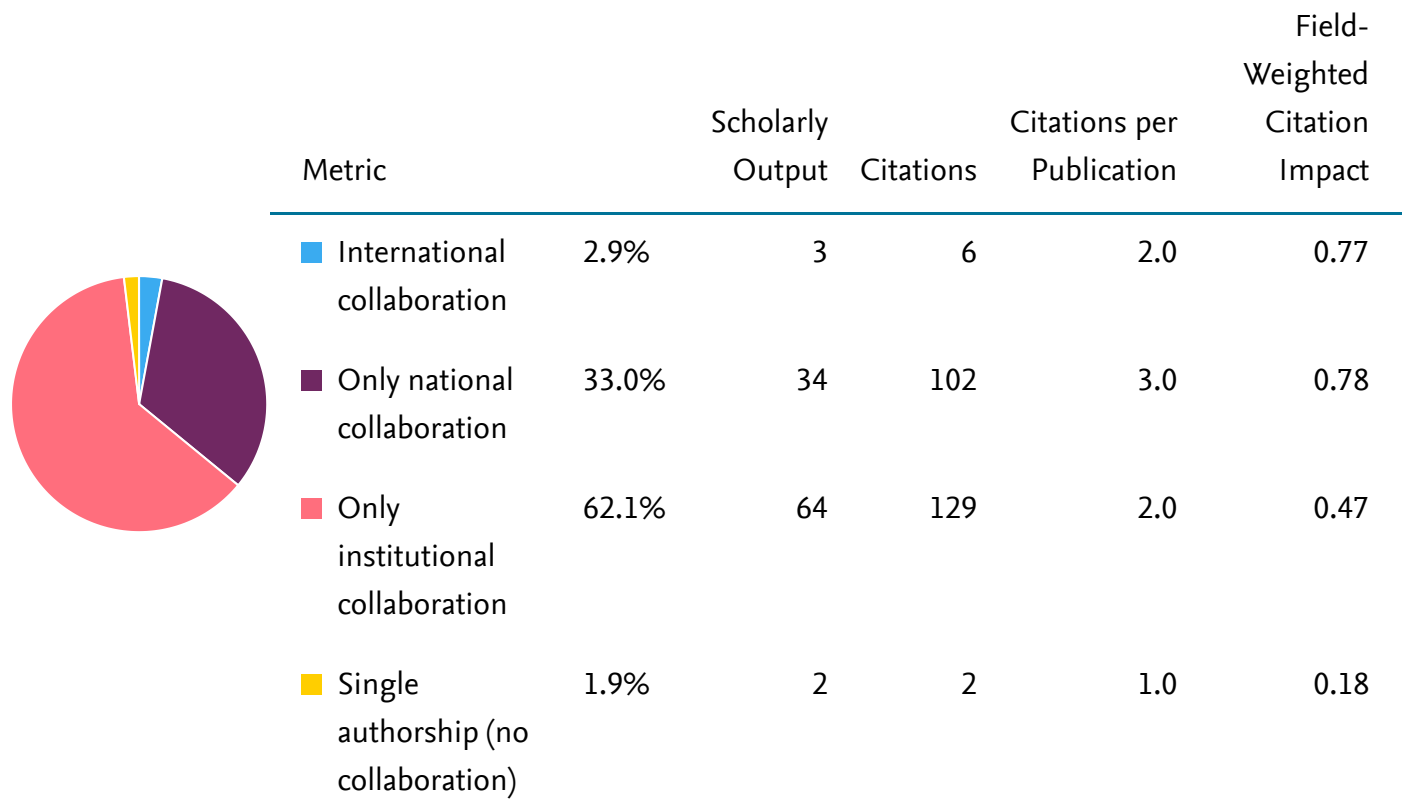


Departemen Administrasi Bisnis  
0.0%

## Collaboration

Entity: Departemen Administrasi Bisnis · Within: All subject areas (ASJC) · Year range: 2020 to 2024 · Data source: Scopus, up to 13 Mar 2024

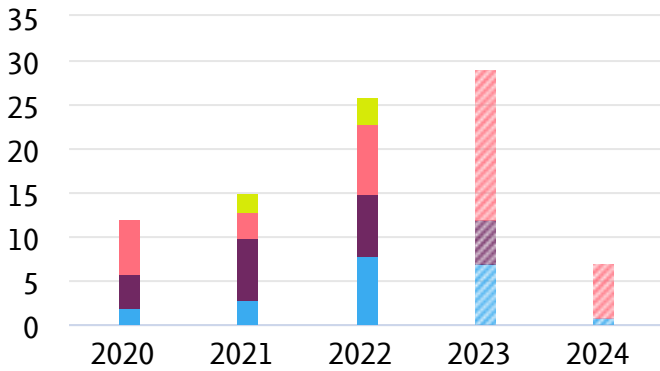
International, national and institutional collaboration by in Departemen Administrasi Bisnis in the selected year range.



## Publications by Journal quartile

Entity: Departemen Administrasi Bisnis · Within: All subject areas (ASJC) · Year range: 2020 to 2024 · Data source: Scopus, up to 13 Mar 2024

### Share of publications per Journal quartile by CiteScore Percentile













▨ Incomplete year

Quartiles	Publications	Publication share (%)
Q1 (top 25%)	21	23.6
Q2 (26% - 50%)	23	25.8
Q3 (51% - 75%)	40	44.9
Q4 (76% - 100%)	5	5.6
Cumulative shares	Publications	Publication share (%)
Q1 to Q2 (top 50%)	44	49.4
Q1 to Q3 (top 75%)	84	94.4

## Topics

Entity: Departemen Administrasi Bisnis · Within: All subject areas (ASJC) · Year range: 2020 to 2024 · Data source: Scopus, up to 13 Mar 2024

Topic	By this Group of Researchers		Worldwide
	Scholarly Output	Field-Weighted Citation Impact	Prominence percentile
Destination; Public Diplomacy; Brand Identity T.8187	6	1.06	96.507 
Technology Acceptance Model; Mobile Payment; E-Learning T.95	4	0.66	99.977 
Crowdfunding; Lending; Fintech T.20744	4	0.81	99.640 
Alliance Portfolios; Firm; Open Innovation T.268	3	0.53	99.946 
Social Media; Online Reviews; Brand Community T.1190	3	2.15	99.965 
Boundary Objects; Affordances; Innovation T.5982	3	0.09	99.259 
E-Commerce Adoption; Top Management Support; Electronic Commerce T.6509	3	1.21	98.074 
Entrepreneurial Orientation; Corporate Entrepreneurship; Small And Medium-Sized Enterprises (SMEs) T.7069	3	0.94	98.670 
Business Ecosystem; Ecosystem; Keystone T.23709	3	0.25	92.860 
Big Data; Business Intelligence; Supply Chain Management T.25190	3	0.16	99.729 

## Researchers

Entity: Departemen Administrasi Bisnis · Within: All subject areas (ASJC) · Year range: 2020 to 2024 · Data source: Scopus, up to 13 Mar 2024

Name	Scholarly Output	Most recent publication	Citations	<i>h</i> -index
1. Raharja, Sam'Un Jaja	24	2024	42	7
2. Suryanto, Suryanto	20	2023	91	7
3. Alexandri, Mohammad Benny	20	2024	38	5
4. Maulina, Erna	16	2023	40	5
5. Purnomo, Margo	14	2023	13	3
6. Chan, Arianis	12	2024	28	4
7. Kostini, Nenden	10	2023	17	4
8. Hermanto, Bambang	8	2024	35	4
9. Muftiadi, Anang	7	2023	22	4
10. Arifianti, Ria	7	2024	4	2
11. Rivani	6	2023	4	2
12. Muhyi, Herwan Abdul	6	2024	10	3
13. Purbasari, Ratih	6	2023	1	2
14. Sukoco, Iwan	5	2023	3	1
15. Tahir, Rusdin	5	2024	18	2
16. Tresna, Pratami Wulan	4	2022	1	2
17. Dai, Ratna Meisa	4	2023	21	2
18. Rizal, Muhamad	4	2023	4	1
19. Fordian, Dian	4	2023	2	1

## Researchers

Name	Scholarly Output	Most recent publication	Citations	<i>h</i> -index
20. Sukmadewi, Rani	4	2023	0	0
21. Fauzan, Tribowo Rachmat	3	2023	10	2
22. Kurniawati, Linda	3	2021	15	2
23. Fauzan, Farisadri	3	2023	1	1
24. Fahmi, Muhammad Ainul	3	2024	0	0
25. Novel, Nurillah Jamil Achmawati	2	2023	0	0
26. Barkah, Cecep Safa'atul	1	2023	0	2
27. Hakim, Marsha Aulia	1	2022	0	0
28. Natari, Sari Usih	1	2022	0	0
29. Rasmini, Mas	1	2023	1	1