

Departemen Administrasi Publik

Departemen Administrasi Publik

Filter by publication year range: 2020 to 2024

Overall research performance

Entity: Departemen Administrasi Publik · Within: All subject areas (ASJC) · Year range: 2020 to 2024 · Data source: Scopus, up to 13 Mar 2024

84

Scholarly Output 

72.6% Open Access

23 

Researchers

3.65

Scholarly Output per Researches



241

Citation Count 

2.9

Citations per Publication 

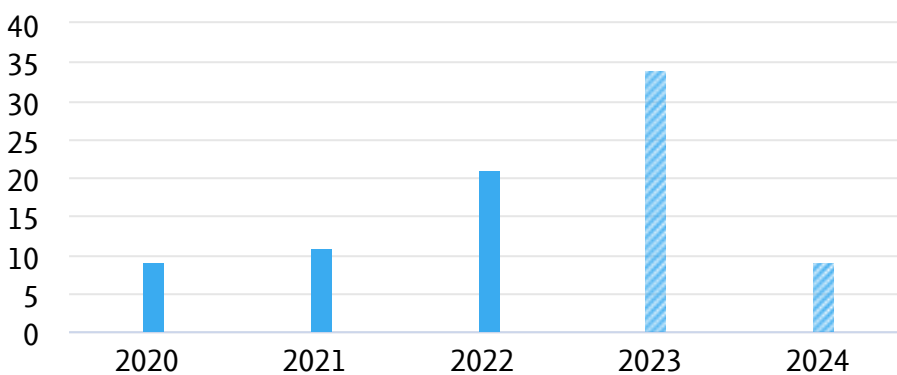
1.14

Field-Weighted Citation Impact



Scholarly Output

Entity: Departemen Administrasi Publik · Within: All subject areas (ASJC) · Year range: 2020 to 2024 · Data source: Scopus, up to 13 Mar 2024



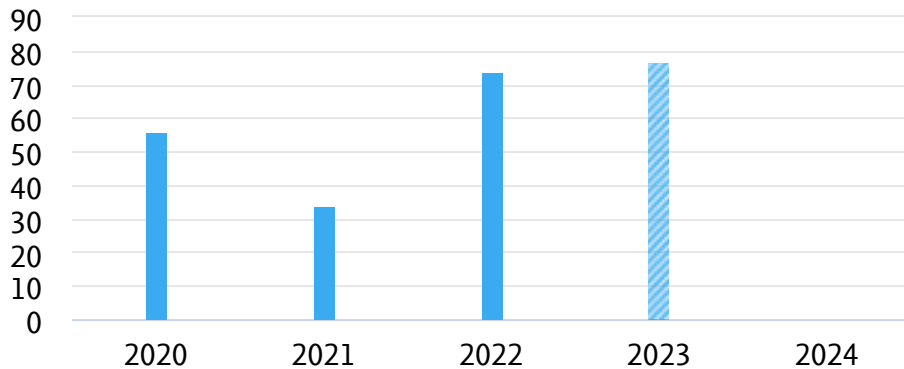
 Incomplete year

84

number of publications by authors
in Departemen Administrasi Publik

Citation Count

Entity: Departemen Administrasi Publik · Within: All subject areas (ASJC) · Year range: 2020 to 2024 · Data source: Scopus, up to 13 Mar 2024



241

number of citations received by publications in Departemen Administrasi Publik

▨ Incomplete year

Outputs in Top 10% Citation Percentiles summary

Entity: Departemen Administrasi Publik · Within: All subject areas (ASJC) · Year range: 2020 to 2024 · Data source: Scopus, up to 13 Mar 2024

Publications in top 10% most cited worldwide (field-weighted)



Departemen Administrasi Publik
15.5%

Publications in Top 10% Journal Percentiles by CiteScore Percentile

Entity: Departemen Administrasi Publik · Within: All subject areas (ASJC) · Year range: 2020 to 2024 · Data source: Scopus, up to 13 Mar 2024

Publications in top 10% journals by CiteScore Percentile



Departemen Administrasi Publik
11.4%

International Collaboration summary

Entity: Departemen Administrasi Publik · Within: All subject areas (ASJC) · Year range: 2020 to 2024 · Data source: Scopus, up to 13 Mar 2024

Publications co-authored with researchers in other countries/regions



Departemen Administrasi Publik
9.5%

Academic-Corporate Collaboration summary

Entity: Departemen Administrasi Publik · Within: All subject areas (ASJC) · Year range: 2020 to 2024 · Data source: Scopus, up to 13 Mar 2024

Publications with both academic and corporate affiliations

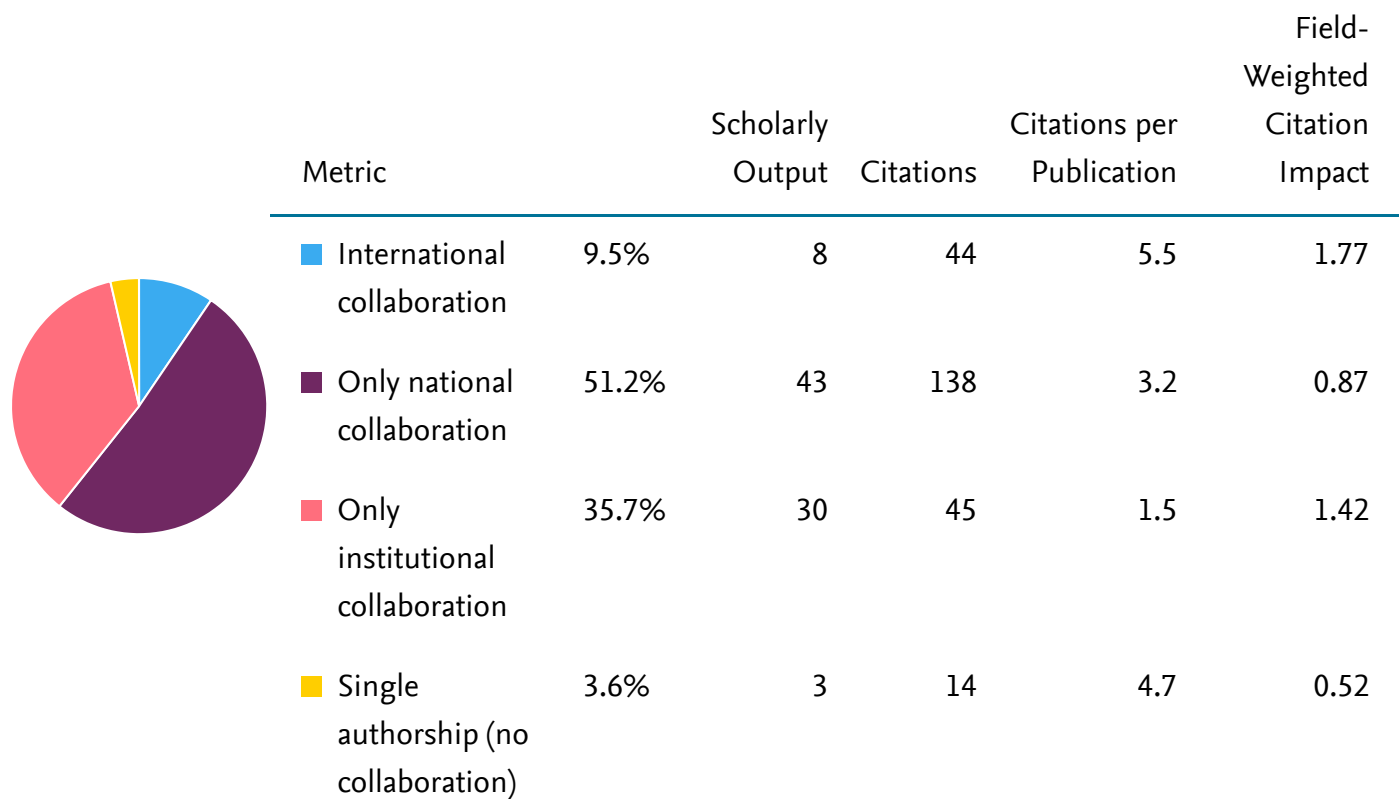


Departemen Administrasi Publik
0.0%

Collaboration

Entity: Departemen Administrasi Publik · Within: All subject areas (ASJC) · Year range: 2020 to 2024 · Data source: Scopus, up to 13 Mar 2024

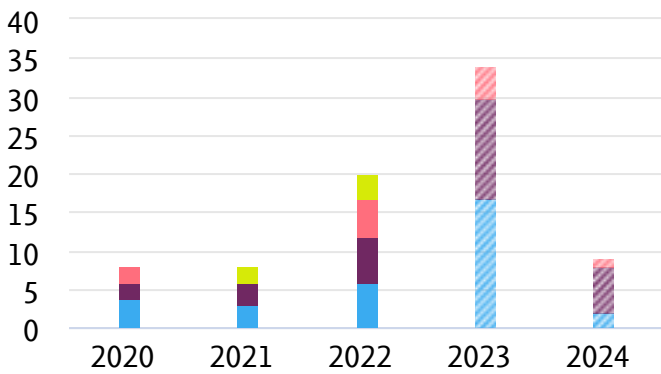
International, national and institutional collaboration by in Departemen Administrasi Publik in the selected year range.



Publications by Journal quartile

Entity: Departemen Administrasi Publik · Within: All subject areas (ASJC) · Year range: 2020 to 2024 · Data source: Scopus, up to 13 Mar 2024

Share of publications per Journal quartile by CiteScore Percentile











▨ Incomplete year



Quartiles	Publications	Publication share (%)
Q1 (top 25%)	32	40.5
Q2 (26% - 50%)	30	38.0
Q3 (51% - 75%)	12	15.2
Q4 (76% - 100%)	5	6.3
Cumulative shares	Publications	Publication share (%)
Q1 to Q2 (top 50%)	62	78.5
Q1 to Q3 (top 75%)	74	93.7

Topics

Entity: Departemen Administrasi Publik · Within: All subject areas (ASJC) · Year range: 2020 to 2024 · Data source: Scopus, up to 13 Mar 2024

Topic	By this Group of Researchers		Worldwide
	Scholarly Output	Field-Weighted Citation Impact	Prominence percentile
Acetone Hydrazone; Indonesian Islam; Sharia T.5512	4	1.05	96.756 
Mixed Methods Research; Methodology; Qualitative Methods T.18151	4	1.18	95.129 
Co-Authorship; Scientific Collaboration; Bibliometric Analysis T.2681	3	0.45	98.229 
Resilience; Ecological Resilience; Advocacy Coalition Framework T.3646	3	1.47	99.653 
Social Research; Socio-technical Systems; Adult Literacy T.41339	3	1.71	51.975 
Regional Innovation Systems; Firm; Innovation Networks T.704	2	0.90	99.268 
Entrepreneurial University; Academic Entrepreneurship; Innovation T.712	2	1.65	99.425 
Climate Change Adaptation; Urban Climate; Resilience T.1567	2	1.39	99.882 

Topics

Topic	By this Group of Researchers		Worldwide
	Scholarly Output	Field-Weighted Citation Impact	Prominence percentile
China; Build-Operate-Transfer; Risk Allocations T.2279	2	0.00	98.553 
Environmental Kuznets Curve; China; Trade Openness T.3883	2	0.72	99.984 

Researchers

Entity: Departemen Administrasi Publik · Within: All subject areas (ASJC) · Year range: 2020 to 2024 · Data source: Scopus, up to 13 Mar 2024

Name	Scholarly Output	Most recent publication	Citations	<i>h</i> -index
1. Widianingsih, Ida	44	2024	170	8
2. Ningrum, Sinta	15	2023	60	5
3. Nurasa, Heru	15	2024	12	3
4. Muhtar, Entang Adhy	12	2024	23	3
5. Buchari, Rd Ahmad	11	2024	19	2
6. Rusli, Budiman	10	2023	15	4
7. Sugandi, Yogi Suprayogi	10	2023	25	4
8. Sumaryana, Asep	7	2024	13	4
9. Muhafidin, Didin	7	2024	15	1
10. Enjat Munajat, M. D.	5	2023	4	4
11. Irawati, Ira	4	2024	3	3
12. Miftah, Ahmad Zaini	4	2023	13	3
13. Ismanto, Slamet Usman	3	2023	7	1
14. Myrna, Rita	2	2023	0	1
15. Bkti, Herijanto	2	2023	0	0
16. Candradewini	2	2024	5	2
17. Karlina, Nina	2	2023	3	2
18. Muharam, Riki Satia	2	2023	2	1
19. Sukarno, Dedi	2	2023	1	1

Researchers

Name	Scholarly Output	Most recent publication	Citations	<i>h</i> -index
20. Utami, Sawitri Budi	1	2023	0	1
21. Runiawati, Nunung	1	2022	0	2
22. Susanti, Elisa	1	2023	0	1
23. Darto	1	2022	2	1