

Departemen Komunikasi Korporasi

Departemen Komunikasi Korporasi

Filter by publication year range:2020 to 2024

Overall research performance

Entity: Departemen Komunikasi Korporasi · Within: All subject areas (ASJC) · Year range: 2020 to 2024 · Data source: Scopus, up to 13 Mar 2024

150

Scholarly Output 

46.7% Open Access

36 ▼

Researchers

4.16

Scholarly Output per Researches



283

Citation Count 

1.9

Citations per Publication 

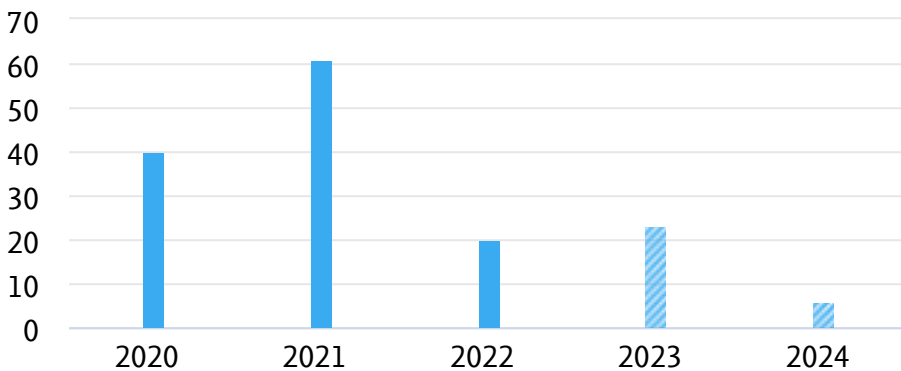
0.48


Field-Weighted Citation Impact



Scholarly Output

Entity: Departemen Komunikasi Korporasi · Within: All subject areas (ASJC) · Year range: 2020 to 2024 · Data source: Scopus, up to 13 Mar 2024



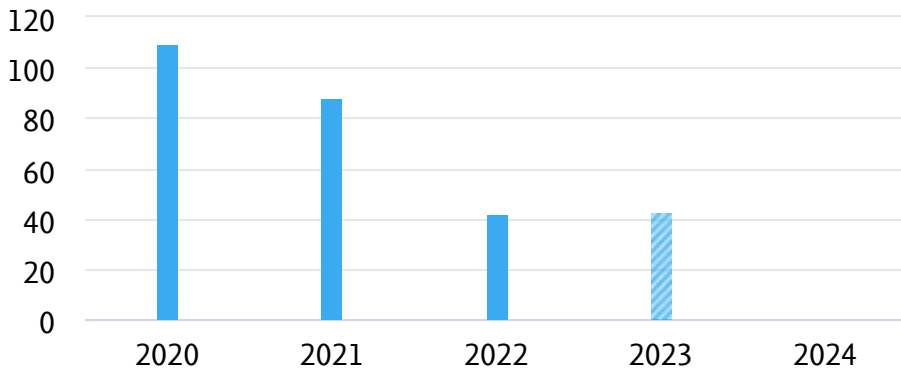
 Incomplete year

150

number of publications by authors
in Departemen Komunikasi
Korporasi

Citation Count

Entity: Departemen Komunikasi Korporasi · Within: All subject areas (ASJC) · Year range: 2020 to 2024 · Data source: Scopus, up to 13 Mar 2024



283

number of citations received by publications in Departemen Komunikasi Korporasi

▨ Incomplete year

Outputs in Top 10% Citation Percentiles summary

Entity: Departemen Komunikasi Korporasi · Within: All subject areas (ASJC) · Year range: 2020 to 2024 · Data source: Scopus, up to 13 Mar 2024

Publications in top 10% most cited worldwide (field-weighted)



Departemen Komunikasi Korporasi
3.3%

Publications in Top 10% Journal Percentiles by CiteScore Percentile

Entity: Departemen Komunikasi Korporasi · Within: All subject areas (ASJC) · Year range: 2020 to 2024 · Data source: Scopus, up to 13 Mar 2024

Publications in top 10% journals by CiteScore Percentile



Departemen Komunikasi Korporasi
4.2%

International Collaboration summary

Entity: Departemen Komunikasi Korporasi · Within: All subject areas (ASJC) · Year range: 2020 to 2024 · Data source: Scopus, up to 13 Mar 2024

Publications co-authored with researchers in other countries/regions



Departemen Komunikasi Korporasi
12.7%

Academic-Corporate Collaboration summary

Entity: Departemen Komunikasi Korporasi · Within: All subject areas (ASJC) · Year range: 2020 to 2024 · Data source: Scopus, up to 13 Mar 2024

Publications with both academic and corporate affiliations

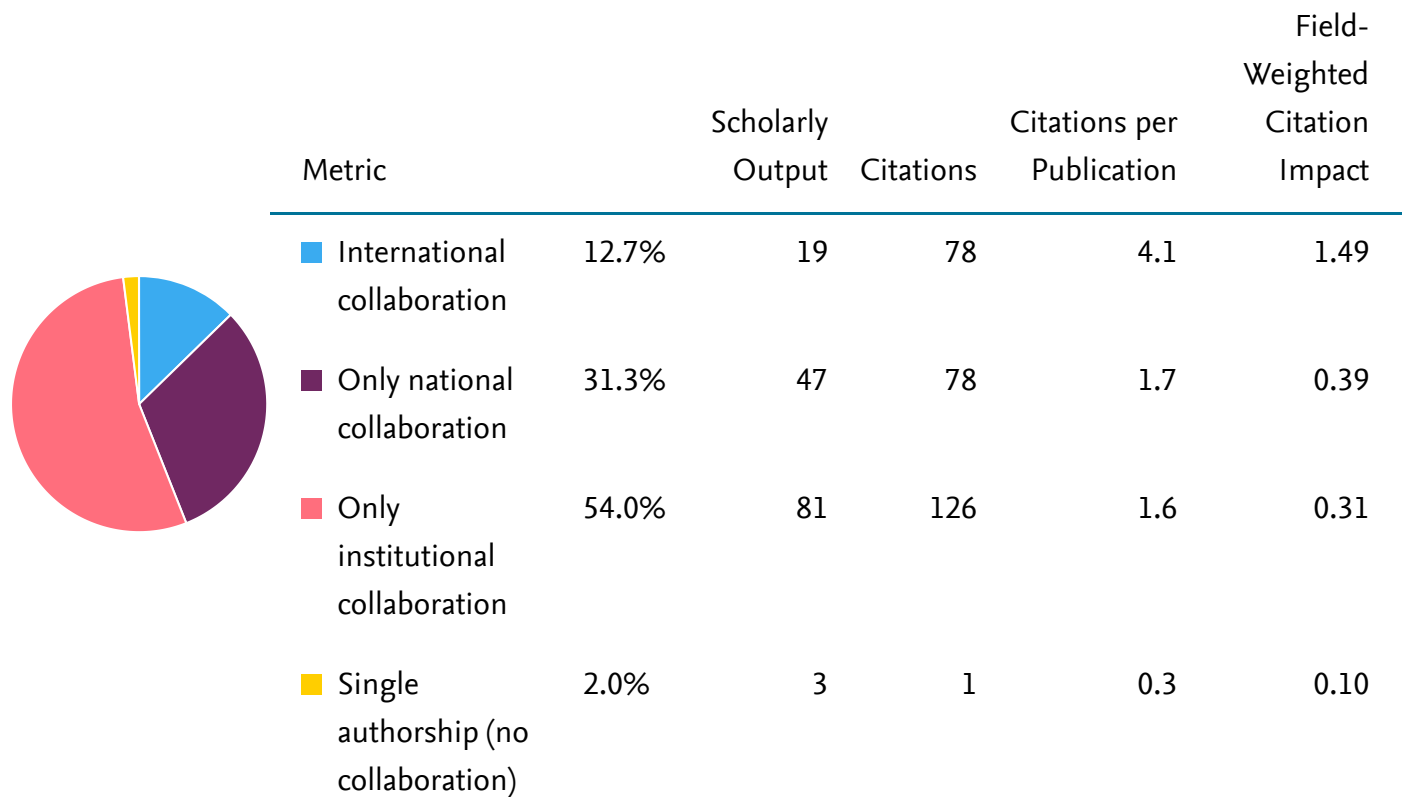


Departemen Komunikasi Korporasi
0.0%

Collaboration

Entity: Departemen Komunikasi Korporasi · Within: All subject areas (ASJC) · Year range: 2020 to 2024 · Data source: Scopus, up to 13 Mar 2024

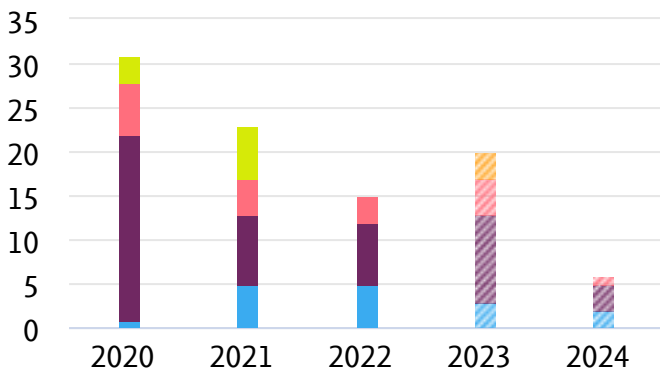
International, national and institutional collaboration by in Departemen Komunikasi Korporasi in the selected year range.



Publications by Journal quartile

Entity: Departemen Komunikasi Korporasi · Within: All subject areas (ASJC) · Year range: 2020 to 2024 · Data source: Scopus, up to 13 Mar 2024

Share of publications per Journal quartile by CiteScore Percentile












▨ Incomplete year


Quartiles	Publications	Publication share (%)
Q1 (top 25%)	16	16.8
Q2 (26% - 50%)	49	51.6
Q3 (51% - 75%)	18	18.9
Q4 (76% - 100%)	12	12.6
Cumulative shares	Publications	Publication share (%)
Q1 to Q2 (top 50%)	65	68.4
Q1 to Q3 (top 75%)	83	87.4

Topics

Entity: Departemen Komunikasi Korporasi · Within: All subject areas (ASJC) · Year range: 2020 to 2024 · Data source: Scopus, up to 13 Mar 2024

Topic	By this Group of Researchers		Worldwide
	Scholarly Output	Field-Weighted Citation Impact	Prominence percentile
Political Participation; Social Media; Media Use T.2736	6	0.92	99.538 
Acetone Hydrazone; Indonesian Islam; Sharia T.5512	6	0.00	96.756 
Journalism; News; Social Media T.9441	6	0.24	99.288 
Social Networking Sites; Social Media; Instagram T.2470	4	0.09	99.761 
Intellectual Structure; Bibliometric Analysis; Scientometrics T.4675	4	0.85	99.637 
Extreme Learning Machine; Learning Systems; Moore-Penrose Generalized Inverse T.9056	4	0.53	98.128 
Destination; Ecotourism; Destination Management T.946	3	0.68	99.802 
Deep Learning; Handwriting Recognition; Long Short-Term Memory T.22847	3	0.88	99.506 
Hotels; Tourism; Islam T.39475	3	0.42	92.694 

Topics

Topic	By this Group of Researchers		Worldwide
	Scholarly Output	Field-Weighted Citation Impact	Prominence percentile
ARIMA; Mathematical Modeling; COVID-19 T.1102558	3	1.68	99.975 

Researchers

Entity: Departemen Komunikasi Korporasi · Within: All subject areas (ASJC) · Year range: 2020 to 2024 · Data source: Scopus, up to 13 Mar 2024

Name	Scholarly Output	Most recent publication	Citations	<i>h</i> -index
1. Hafiar, Hanny	29	2024	47	6
2. Pontoh, Resa Septiani	25	2024	122	7
3. Bajari, Atwar	18	2023	15	2
4. Maryani, Eni	14	2022	23	3
5. Dida, Susanne	12	2022	14	4
6. Kuswarno, Engkus	11	2023	27	4
7. Venus, Anter	10	2023	14	2
8. Sugiana, Dadang	9	2022	18	3
9. Suryana, Asep Agus Handaka	9	2023	2	2
10. Subekti, Priyo	8	2022	3	3
11. Setianti, Yanti	7	2021	1	3
12. Novianti, Evi	7	2023	24	3
13. Perbawasari, Susie	7	2023	7	3
14. Sjoraida, Diah Fatma	6	2022	4	3
15. Yustikasari	6	2022	0	1
16. Nugraha, Aat Ruchiat	5	2022	5	4
17. Koswara, Iwan	5	2023	1	1
18. Damayanti, Trie	4	2021	1	2
19. Zubair, Feliza	4	2023	1	2

Researchers

Name	Scholarly Output	Most recent publication	Citations	<i>h</i> -index
20. Wahyudin, Uud	4	2023	6	3
21. Lukman, Syauqy	4	2023	13	2
22. Budiana, Heru Ryanto	4	2024	0	0
23. Prastowo, Ari Agung	4	2022	4	2
24. Rahmat, Agus	3	2022	9	1
25. Rahmawan, Detta	3	2021	9	2
26. Rusmana, Agus	3	2024	0	1
27. Dewi, Retasari	3	2022	1	1
28. Priyadharma, Subekti W.m.a.	2	2022	1	1
29. Anisa, Renata	2	2022	1	1
30. Priyatna, Centurion Chandratama	2	2020	3	1
31. Zein, Duddy	2	2023	1	1
32. El Karimah, Kismiyati	2	2022	4	1
33. Mirawati, Ira	1	2022	0	1
34. Syuderajat, Fajar	1	2020	2	2
35. Rachmaniar	1	2021	1	1
36. Rosfiantika, Evi	1	2021	0	0