

Departemen Komunikasi dan Informasi

Departemen Komunikasi dan Informasi

Filter by publication year range:2020 to 2024

Overall research performance

Entity: Departemen Komunikasi dan Informasi · Within: All subject areas (ASJC) · Year range: 2020 to 2024 ·

Data source: Scopus, up to 13 Mar 2024

100

Scholarly Output 

49.0% Open Access

33 ▼

Researchers

3.03

Scholarly Output per Researches



141

Citation Count 

1.4

Citations per Publication 

0.27

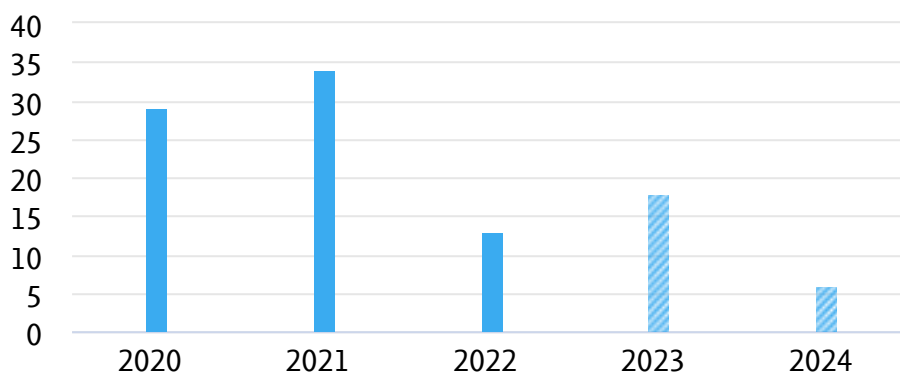
Field-Weighted Citation Impact



Scholarly Output

Entity: Departemen Komunikasi dan Informasi · Within: All subject areas (ASJC) · Year range: 2020 to 2024 ·

Data source: Scopus, up to 13 Mar 2024



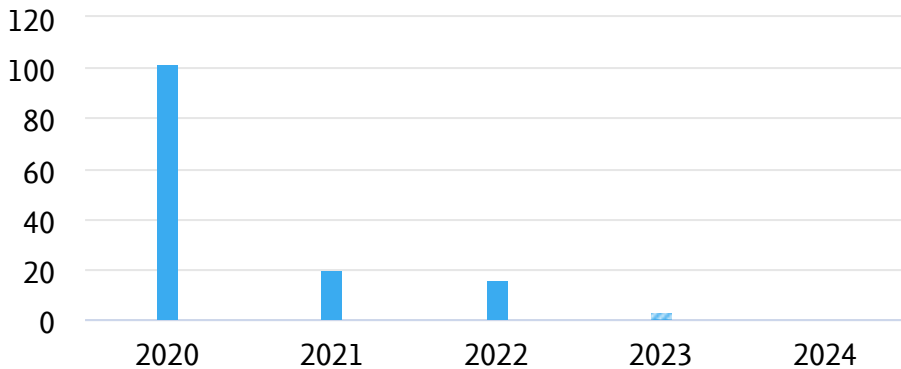
 Incomplete year

100

number of publications by authors
in Departemen Komunikasi dan
Informasi

Citation Count

Entity: Departemen Komunikasi dan Informasi · Within: All subject areas (ASJC) · Year range: 2020 to 2024 · Data source: Scopus, up to 13 Mar 2024



141

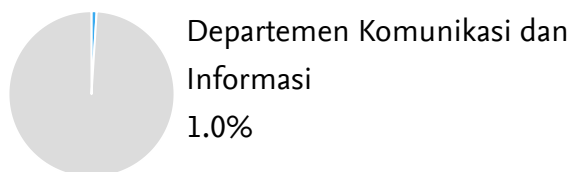
number of citations received by publications in Departemen Komunikasi dan Informasi

▨ Incomplete year

Outputs in Top 10% Citation Percentiles summary

Entity: Departemen Komunikasi dan Informasi · Within: All subject areas (ASJC) · Year range: 2020 to 2024 · Data source: Scopus, up to 13 Mar 2024

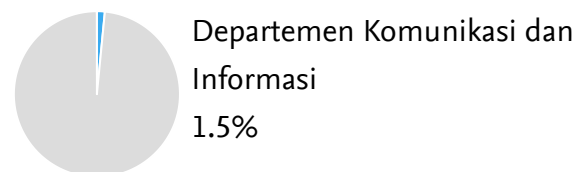
Publications in top 10% most cited worldwide (field-weighted)



Publications in Top 10% Journal Percentiles by CiteScore Percentile

Entity: Departemen Komunikasi dan Informasi · Within: All subject areas (ASJC) · Year range: 2020 to 2024 · Data source: Scopus, up to 13 Mar 2024

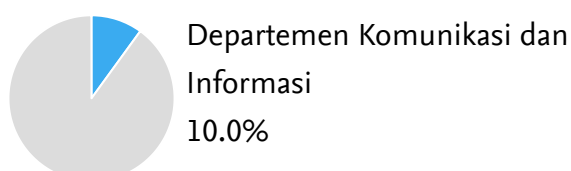
Publications in top 10% journals by CiteScore Percentile



International Collaboration summary

Entity: Departemen Komunikasi dan Informasi · Within: All subject areas (ASJC) · Year range: 2020 to 2024 · Data source: Scopus, up to 13 Mar 2024

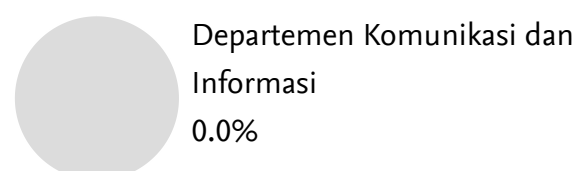
Publications co-authored with researchers in other countries/regions



Academic-Corporate Collaboration summary

Entity: Departemen Komunikasi dan Informasi · Within: All subject areas (ASJC) · Year range: 2020 to 2024 · Data source: Scopus, up to 13 Mar 2024

Publications with both academic and corporate affiliations

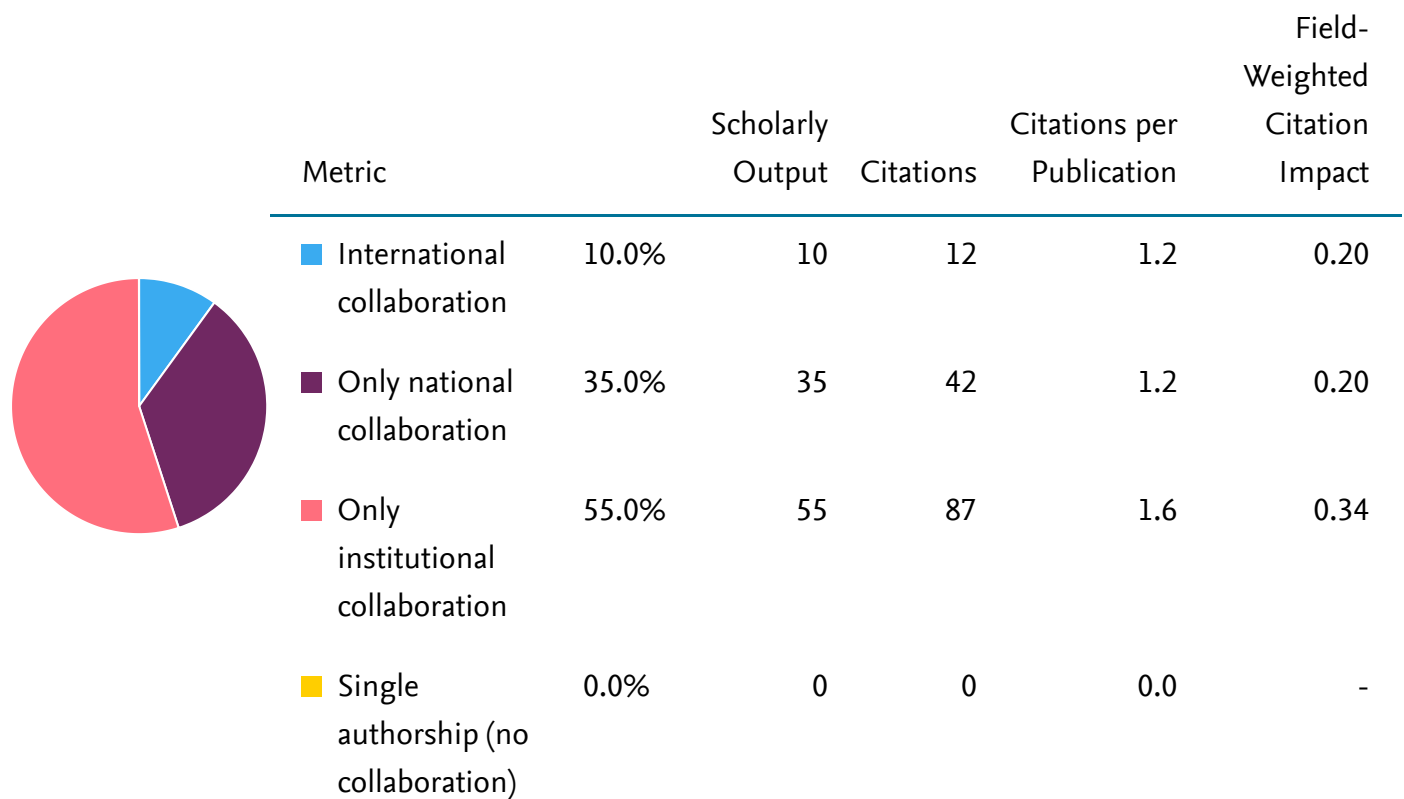


Collaboration

Entity: Departemen Komunikasi dan Informasi · Within: All subject areas (ASJC) · Year range: 2020 to 2024 ·

Data source: Scopus, up to 13 Mar 2024

International, national and institutional collaboration by in Departemen Komunikasi dan Informasi in the selected year range.

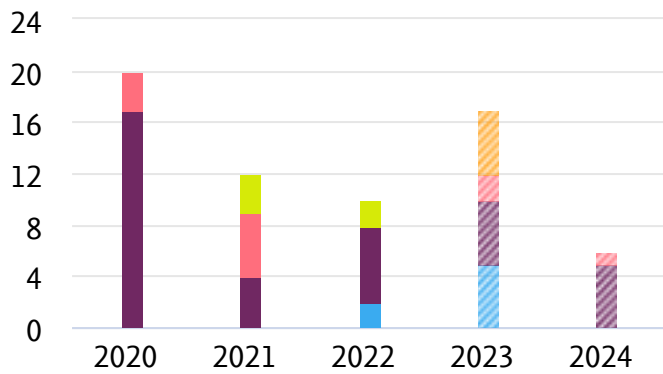


Publications by Journal quartile

Entity: Departemen Komunikasi dan Informasi · Within: All subject areas (ASJC) · Year range: 2020 to 2024 ·

Data source: Scopus, up to 13 Mar 2024

Share of publications per Journal quartile by CiteScore Percentile



▨ Incomplete year

Quartiles	Publications	Publication share (%)
Q1 (top 25%)	7	10.8
Q2 (26% - 50%)	37	56.9
Q3 (51% - 75%)	11	16.9
Q4 (76% - 100%)	10	15.4
Cumulative shares	Publications	Publication share (%)
Q1 to Q2 (top 50%)	44	67.7
Q1 to Q3 (top 75%)	55	84.6

Topics

Entity: Departemen Komunikasi dan Informasi · Within: All subject areas (ASJC) · Year range: 2020 to 2024 ·

Data source: Scopus, up to 13 Mar 2024

Topic	By this Group of Researchers		Worldwide
	Scholarly Output	Field-Weighted Citation Impact	Prominence percentile
Acetone Hydrazone; Indonesian Islam; Sharia T.5512	7	0.00	96.756
Scorpaenidae; Platycephalidae; Fish T.32567	6	0.27	65.130
Destination; Ecotourism; Destination Management T.946	5	0.50	99.802
Social Networking Sites; Social Media; Instagram T.2470	3	0.12	99.761
Geotourism; Geodiversity; Environmental Protection T.14792	3	0.50	98.243
Cyberbullying; Crime Victims; Workplace Bullying T.36	2	1.48	99.774
Social Media; Election Campaigns; Political Communication T.5299	2	0.00	99.208
Debt; Personal Finance; Credit Cards T.5700	2	1.70	99.287
Journalism; News; Social Media T.9441	2	0.07	99.288
Religious Tourism; Pilgrimage; Saints T.20535	2	0.00	92.585

Researchers

Entity: Departemen Komunikasi dan Informasi · Within: All subject areas (ASJC) · Year range: 2020 to 2024 ·

Data source: Scopus, up to 13 Mar 2024

Name	Scholarly Output	Most recent publication	Citations	<i>h</i> -index
1. Khadijah, Ute Lies Siti	12	2024	28	3
2. Anwar, Rully Khairul	12	2024	15	4
3. Wibowo, Kunto	11	2024	7	4
4. Damayani, Ninis Agustini	11	2023	19	2
5. Sumartias, Suwandi	10	2023	11	2
6. Yanto, Andri	8	2024	7	2
7. Rizal, Edwin	7	2024	3	2
8. Susanti, Santi	6	2021	40	4
9. Kurniasih, Nuning	5	2020	16	14
10. Hadisiwi, Purwanti	5	2023	0	1
11. Suminar, Jenny Ratna	5	2023	15	3
12. Lusiana, Elnovani	5	2022	5	2
13. Rachmawati, Tine Silvana	5	2023	1	1
14. Saepudin, Encang	4	2024	3	2
15. Fuady, Ikhsan	4	2023	1	1
16. Dewi, Evie Ariadne Shinta	4	2023	1	1
17. Winoto, Yunus	3	2021	0	1
18. Prasanti, Ditha	3	2021	2	1
19. Yusup, Pawit Muhammad	3	2022	1	2

Researchers

Name	Scholarly Output	Most recent publication	Citations	<i>h</i> -index
20. Arifin, Hadi Suprpto	3	2023	1	1
21. Nurislaminingsih, Rizki	2	2022	2	1
22. Rodiah, Saleha	2	2022	0	1
23. Komariah, Neneng	2	2022	3	2
24. Pratamawaty, B. B.	2	2023	1	1
25. Gemiharto, Ilham	2	2021	0	0
26. Limilia, Putri	2	2023	2	1
27. Kusnandar	2	2022	1	1
28. Rohman, Asep Saeful	1	2023	0	1
29. Sukaesih, Sukaesih	1	2021	0	0
30. Rohanda	1	2020	5	1
31. Sinaga, Dian	1	2020	0	0
32. Janitra, Preciosa Alnashava	1	2021	0	0
33. Perdana, F.	1	2022	1	1