

Departemen Farmakologi dan Farmasi Klinik

Departemen Farmakologi dan Farmasi Klinik

Filter by publication year range: 2020 to 2024

Overall research performance

Entity: Departemen Farmakologi dan Farmasi Klinik · Within: All subject areas (ASJC) · Year range: 2020 to 2024
· Data source: Scopus, up to 13 Mar 2024

418

Scholarly Output 

84.2% Open Access

21 

Researchers

19.90

Scholarly Output per Researches



1,891

Citation Count 

4.5

Citations per Publication 

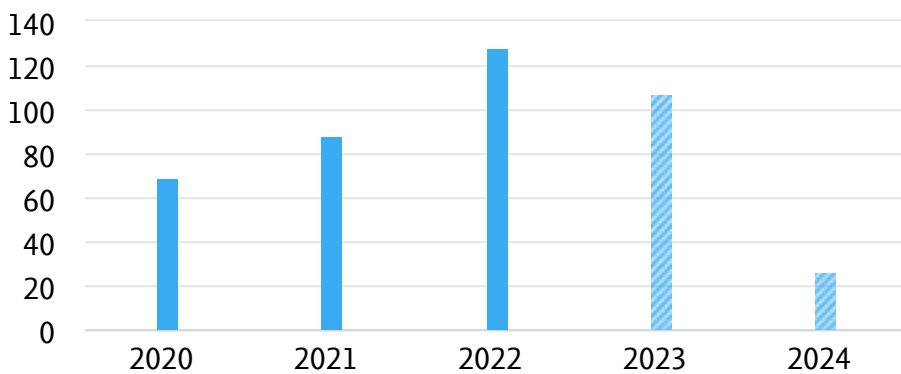
0.72

Field-Weighted Citation Impact




Scholarly Output

Entity: Departemen Farmakologi dan Farmasi Klinik · Within: All subject areas (ASJC) · Year range: 2020 to 2024
· Data source: Scopus, up to 13 Mar 2024



418

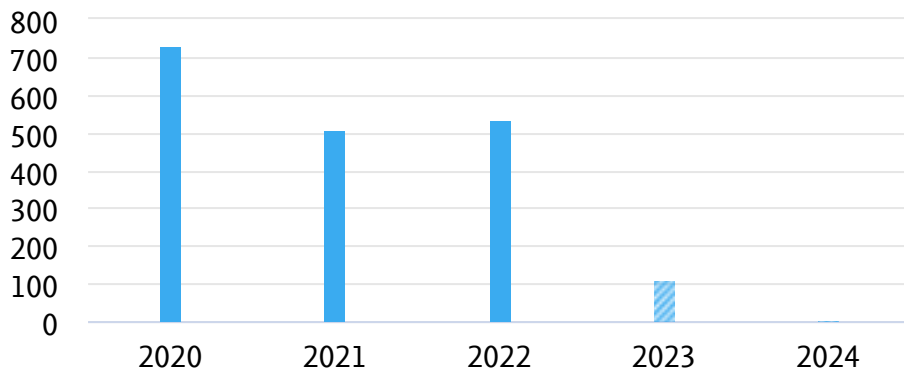
number of publications by authors
in Departemen Farmakologi dan
Farmasi Klinik

 Incomplete year

Citation Count

Entity: Departemen Farmakologi dan Farmasi Klinik · Within: All subject areas (ASJC) · Year range: 2020 to 2024

· Data source: Scopus, up to 13 Mar 2024



1,891

number of citations received by publications in Departemen Farmakologi dan Farmasi Klinik

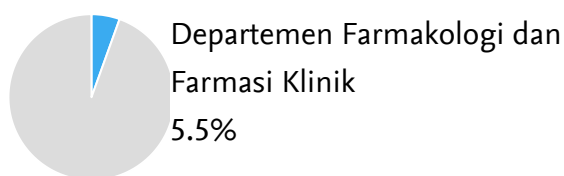
▨ Incomplete year

Outputs in Top 10% Citation Percentiles summary

Entity: Departemen Farmakologi dan Farmasi Klinik

· Within: All subject areas (ASJC) · Year range: 2020 to 2024 · Data source: Scopus, up to 13 Mar 2024

Publications in top 10% most cited worldwide (field-weighted)

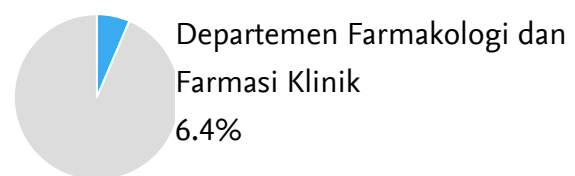


Publications in Top 10% Journal Percentiles by CiteScore Percentile

Entity: Departemen Farmakologi dan Farmasi Klinik

· Within: All subject areas (ASJC) · Year range: 2020 to 2024 · Data source: Scopus, up to 13 Mar 2024

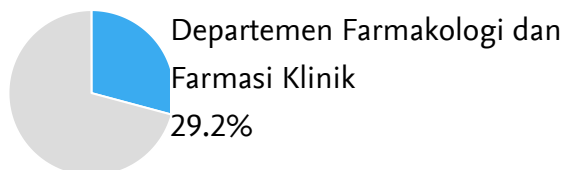
Publications in top 10% journals by CiteScore Percentile



International Collaboration summary

Entity: Departemen Farmakologi dan Farmasi Klinik
 · Within: All subject areas (ASJC) · Year range:
 2020 to 2024 · Data source: Scopus, up to 13 Mar
 2024

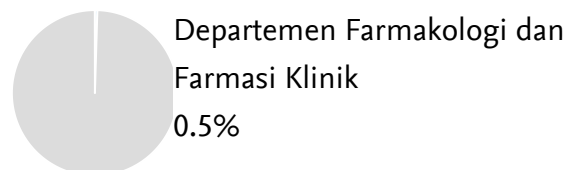
Publications co-authored with researchers in other
 countries/regions



Academic-Corporate Collaboration summary

Entity: Departemen Farmakologi dan Farmasi Klinik
 · Within: All subject areas (ASJC) · Year range:
 2020 to 2024 · Data source: Scopus, up to 13 Mar
 2024

Publications with both academic and corporate
 affiliations



Collaboration

Entity: Departemen Farmakologi dan Farmasi Klinik · Within: All subject areas (ASJC) · Year range: 2020 to 2024
 · Data source: Scopus, up to 13 Mar 2024

International, national and institutional collaboration by in Departemen Farmakologi dan Farmasi Klinik in the selected year range.

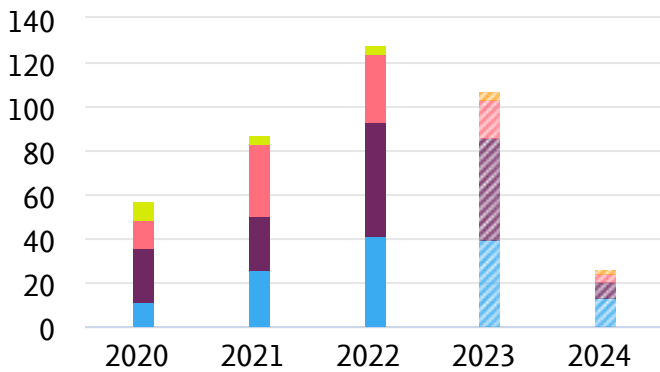
Metric		Scholarly Output	Citations	Citations per Publication	Field-Weighted Citation Impact
 International collaboration	29.2%	122	950	7.8	1.22
Only national collaboration	46.7%	195	541	2.8	0.55
Only institutional collaboration	24.2%	101	400	4.0	0.46
Single authorship (no collaboration)	0.0%	0	0	0.0	-

Publications by Journal quartile

Entity: Departemen Farmakologi dan Farmasi Klinik · Within: All subject areas (ASJC) · Year range: 2020 to 2024

· Data source: Scopus, up to 13 Mar 2024

Share of publications per Journal quartile by CiteScore Percentile













▨ Incomplete year

Quartiles	Publications	Publication share (%)
■ Q1 (top 25%)	134	33.1
■ Q2 (26% - 50%)	154	38.0
■ Q3 (51% - 75%)	99	24.4
■ Q4 (76% - 100%)	18	4.4
Cumulative shares	Publications	Publication share (%)
Q1 to Q2 (top 50%)	288	71.1
Q1 to Q3 (top 75%)	387	95.6

Topics

Entity: Departemen Farmakologi dan Farmasi Klinik · Within: All subject areas (ASJC) · Year range: 2020 to 2024

· Data source: Scopus, up to 13 Mar 2024

Topic	By this Group of Researchers		Worldwide
	Scholarly Output	Field-Weighted Citation Impact	Prominence percentile
Young Adult; Multidrug Resistant Tuberculosis; Directly Observed Therapy T.1045	15	1.66	97.651 
Medication Compliance; Drug Therapy; Adherence T.1635	13	0.47	98.108 
Medication Therapy Management; Pharmacists; Pharmaceutical Services T.2693	9	1.28	96.074 
Virtual Screening; Ligands; Drug Design T.1447	6	0.70	99.369 
Extract; Pinobanksin; Stingless Bees T.1612	6	1.47	98.919 
Ophthalmic Administration; Drug Delivery Systems; Bioadhesives T.2599	6	0.50	98.572 
Alpinia Officinarum; Alpinia Galanga; Cardamonin T.19695	6	1.09	89.202 
Thailand; Etlingera; Amomum T.20021	6	0.74	84.554 
Extract; Damnacanthal; Fruit and Vegetable Juices T.22113	6	0.62	84.166 
Vaccine Hesitancy; Measles; Anti-Vaccination Movement T.4759	5	0.81	99.971 

Researchers

Entity: Departemen Farmakologi dan Farmasi Klinik · Within: All subject areas (ASJC) · Year range: 2020 to 2024

· Data source: Scopus, up to 13 Mar 2024

Name	Scholarly Output	Most recent publication	Citations	<i>h</i> -index
1. Abdulah, Rizky	88	2024	562	21
2. Levita, Jutti	70	2024	245	12
3. Suwantika, Auliya A.	52	2024	264	12
4. Subarnas, Anas	48	2024	222	13
5. Diantini, Ajeng	44	2024	169	13
6. Alfian, Sofa Dewi	41	2024	175	10
7. Puspitasari, Irma Melyani	40	2024	255	11
8. Sumiwi, Sri Adi	40	2024	116	7
9. Halimah, Eli	29	2023	99	7
10. Wilar, Gofarana	29	2024	129	6
11. Lestari, Keri	27	2024	124	11
12. Amalia, Riezki	26	2024	103	7
13. Pitaloka, Dian Ayu Eka	24	2024	102	7
14. Pradipta, Ivan S.	22	2023	160	12
15. Zakiyah, Neily	22	2024	112	8
16. Sinuraya, Rano Kurnia	22	2024	145	6
17. Hendriani, Rini	19	2023	50	7
18. Febrina, Ellin	15	2024	57	7
19. Khairinisa, Miski Aghnia	9	2023	47	6
20. Wicaksono, Imam Adi	5	2023	2	3
21. Prihartanto, Budhi	2	2020	0	0