

# Departemen Biologi Farmasi

Departemen Biologi Farmasi

Filter by publication year range:2020 to 2024

## Overall research performance

Entity: Departemen Biologi Farmasi · Within: All subject areas (ASJC) · Year range: 2020 to 2024 · Data source: Scopus, up to 13 Mar 2024

225

Scholarly Output 

80.0% Open Access

18 ▼

Researchers

12.5

Scholarly Output per Researches



786

Citation Count 

3.5

Citations per Publication 

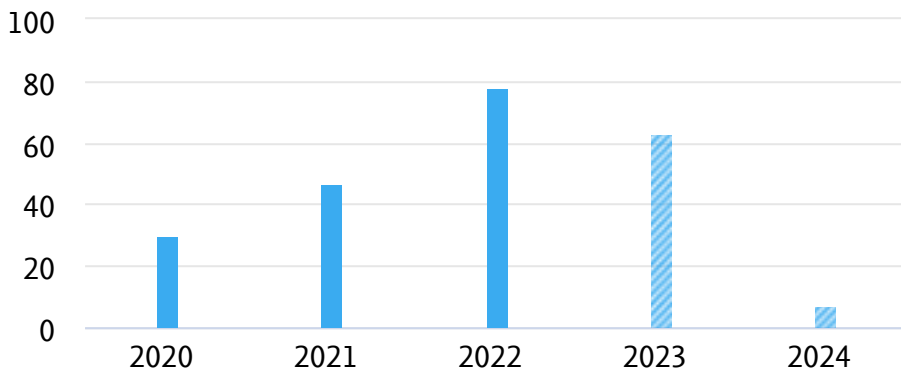
0.74

Field-Weighted Citation Impact



## Scholarly Output

Entity: Departemen Biologi Farmasi · Within: All subject areas (ASJC) · Year range: 2020 to 2024 · Data source: Scopus, up to 13 Mar 2024



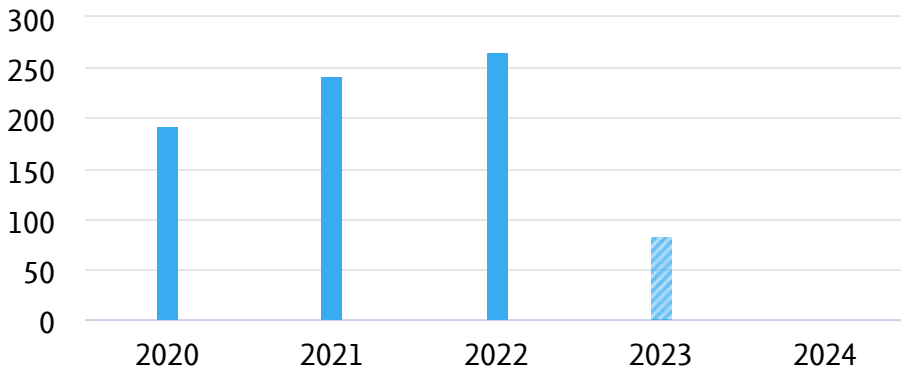
 Incomplete year

225

number of publications by authors  
in Departemen Biologi Farmasi

## Citation Count

Entity: Departemen Biologi Farmasi · Within: All subject areas (ASJC) · Year range: 2020 to 2024 · Data source: Scopus, up to 13 Mar 2024



# 786

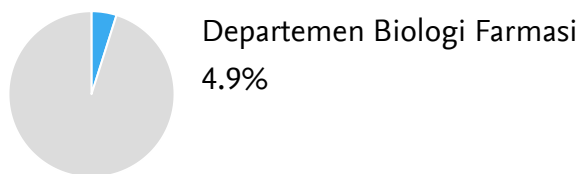
number of citations received by publications in Departemen Biologi Farmasi

▨ Incomplete year

## Outputs in Top 10% Citation Percentiles summary

Entity: Departemen Biologi Farmasi · Within: All subject areas (ASJC) · Year range: 2020 to 2024 · Data source: Scopus, up to 13 Mar 2024

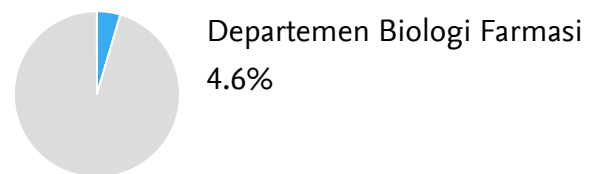
Publications in top 10% most cited worldwide (field-weighted)



## Publications in Top 10% Journal Percentiles by CiteScore Percentile

Entity: Departemen Biologi Farmasi · Within: All subject areas (ASJC) · Year range: 2020 to 2024 · Data source: Scopus, up to 13 Mar 2024

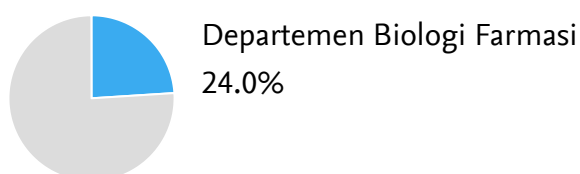
Publications in top 10% journals by CiteScore Percentile



## International Collaboration summary

Entity: Departemen Biologi Farmasi · Within: All subject areas (ASJC) · Year range: 2020 to 2024 · Data source: Scopus, up to 13 Mar 2024

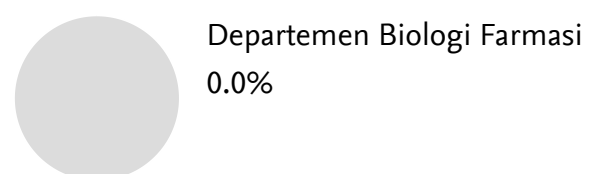
Publications co-authored with researchers in other countries/regions



## Academic-Corporate Collaboration summary

Entity: Departemen Biologi Farmasi · Within: All subject areas (ASJC) · Year range: 2020 to 2024 · Data source: Scopus, up to 13 Mar 2024

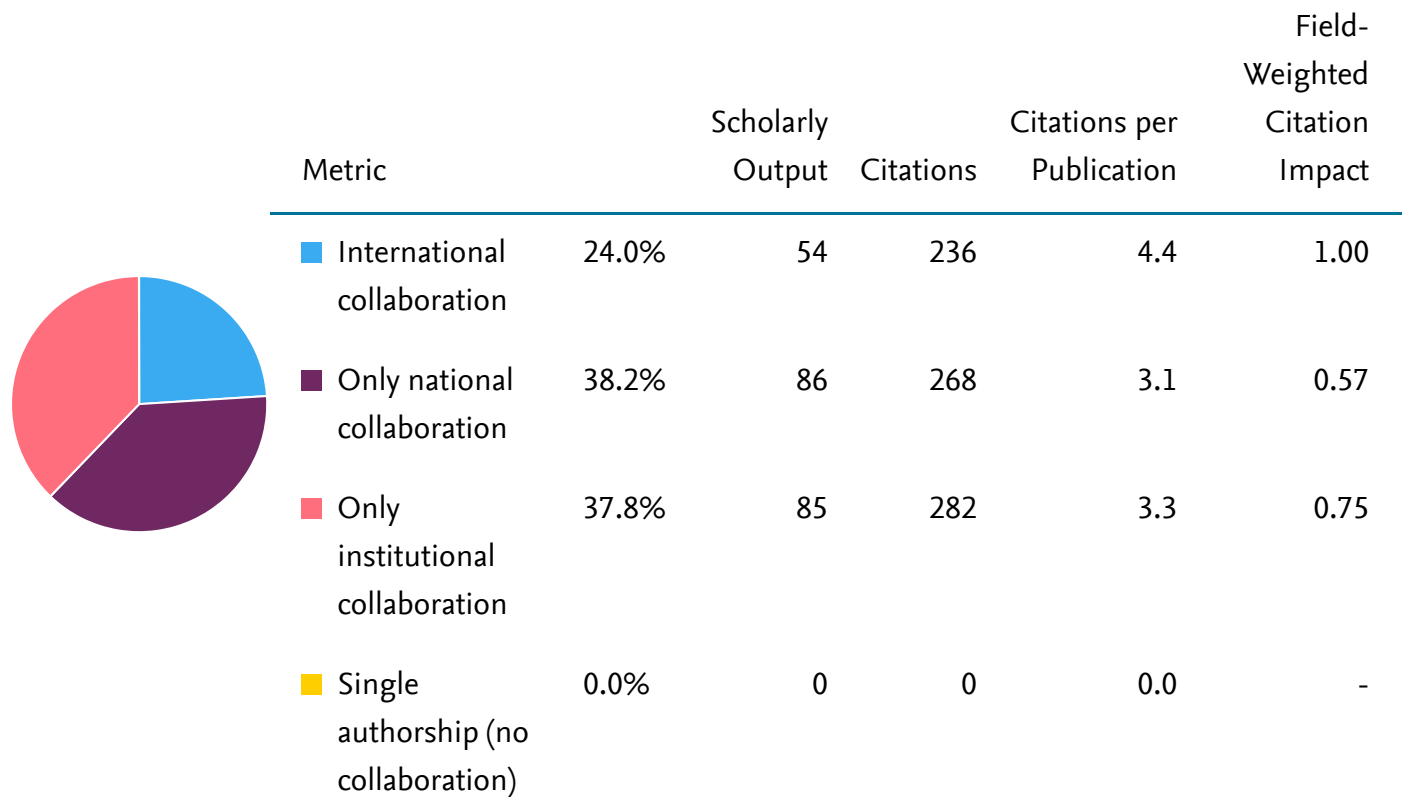
Publications with both academic and corporate affiliations



## Collaboration

Entity: Departemen Biologi Farmasi · Within: All subject areas (ASJC) · Year range: 2020 to 2024 · Data source: Scopus, up to 13 Mar 2024

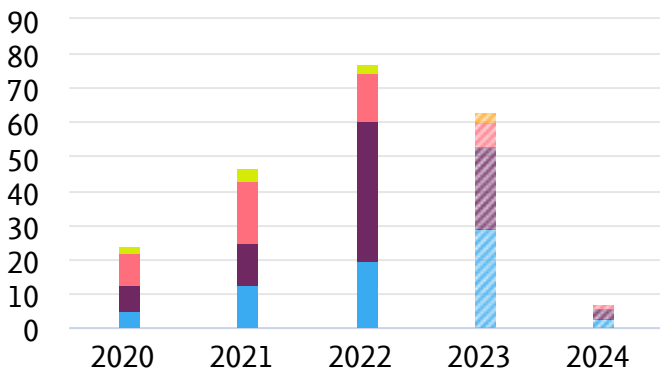
International, national and institutional collaboration by in Departemen Biologi Farmasi in the selected year range.



## Publications by Journal quartile

Entity: Departemen Biologi Farmasi · Within: All subject areas (ASJC) · Year range: 2020 to 2024 · Data source: Scopus, up to 13 Mar 2024

### Share of publications per Journal quartile by CiteScore Percentile













▨ Incomplete year

Quartiles	Publications	Publication share (%)
■ Q1 (top 25%)	70	32.1
■ Q2 (26% - 50%)	88	40.4
■ Q3 (51% - 75%)	49	22.5
■ Q4 (76% - 100%)	11	5.0
Cumulative shares	Publications	Publication share (%)
Q1 to Q2 (top 50%)	158	72.5
Q1 to Q3 (top 75%)	207	95.0

## Topics

Entity: Departemen Biologi Farmasi · Within: All subject areas (ASJC) · Year range: 2020 to 2024 · Data source: Scopus, up to 13 Mar 2024

Topic	By this Group of Researchers		Worldwide
	Scholarly Output	Field-Weighted Citation Impact	Prominence percentile
Technology Acceptance Model; Mobile Payment; E-Learning T.95	6	2.91	99.977 
Crystallizers; Crystal Growth; Nucleation T.2612	6	0.80	96.009 
Silver Nanoparticles; Green Synthesis; Biofabrication T.161	5	3.33	99.972 
Curcumin; Demethoxycurcumin; Nanocrystal T.203	4	0.16	99.858 
Ginsenosides; Ginseng; Panax Quinquefolius T.273	4	0.97	99.016 
Meliaceae; Phragmalin; Chisocheton T.6155	4	1.37	91.212 
Bone Marrow; Umbilical Cord; Graft Vs Host Disease T.605	3	0.50	99.577 
Content Knowledge; Pre-service Teachers; IPAD T.1517	3	1.65	99.710 
Multidrug Resistant Tuberculosis; Bedaquiline; Tuberculostatic Agent T.6957	3	0.26	97.548 
Tuberculostatic Agent; Toxic Hepatitis; Liver Toxicity T.13561	3	0.16	85.006 

## Researchers

Entity: Departemen Biologi Farmasi · Within: All subject areas (ASJC) · Year range: 2020 to 2024 · Data source: Scopus, up to 13 Mar 2024

Name	Scholarly Output	Most recent publication	Citations	<i>h</i> -index
1. Muhaimin, Muhaimin	45	2023	248	11
2. Barliana, Melisa Intan	36	2024	128	11
3. Susilawati, Yasmiwar	28	2024	66	7
4. Kusuma, S. A.f.	28	2023	34	6
5. Rostinawati, Tina	21	2024	44	7
6. Sofian, Ferry Ferdiansyah	18	2024	51	5
7. Zuhrotun, Ade	16	2024	71	8
8. Milanda, Tiana	16	2023	98	7
9. Hadisaputri, Yuni Elsa	11	2023	80	8
10. Ramadhania, Zelika Mega	11	2023	40	5
11. Febriyanti, Maya	11	2024	12	4
12. Kusuma, Arif Satria Wira	9	2023	34	6
13. Indradi, Raden Bayu	9	2023	8	2
14. Moektiwardoyo, Moelyono W.	7	2022	8	4
15. Tjitraresmi, Ami	7	2023	10	4
16. Iskandar, Yoppi	5	2023	8	4
17. Runadi, Dudi	4	2023	21	3
18. Maisyarah, I. T.	2	2023	2	1